

FRANZ MIEDERHOFF




english 2020/22

SIDE-CURTAIN-BUCKLES · EYELETS · STAPLES · HOOKS

TURN BUTTONS + FASTENERS · ROLL UP SYSTEMS · CABLES · TENT KEDER

PVC-STRAPS · TOOLS · EYELETING MACHINES · AND MORE

FRANZ MIEDERHOFF

01	Eyelets + Washers		01
02	Staples		02
03	Turn Buttons + Fasteners		03
04	Hooks		04
05	Rivets + Backplates		05
06	Cables + Cable Ends		06
07	Straps		07
08	Rubber		08
09	Rings + Ring Holders		09
10	Tent Keder + Keder Rails		10
11	Rails + Rollers		11
12	Flat Keder		12
20	Tarpaulin Frame		20
31	Side Curtain Systems		31
32	Roll-Up Systems for Tarpaulins		32
33	Ratchets		33
45	Reflective Marking Tape		45
50	Tools		50
60	Machines + Machine Tools		60
	Black Range		B

keyword	page	keyword	page	keyword	page
A daptor for round profiles	109	E dscha protection clip	107	keder rail, double	69
aluminium rail	114	Edscha roller SPR-2 / -4	107	Knapsack hook	33
aluminium rivet	39	end cap for keder rail	117	LEISTER welders and accessories	146
alu-rail for side curtain	115	end strap	52	loop	46
angle	135	eyelets with flat washer	13	loop	51
anti-vandalism	109	eyeletting machine	143	loop for toggle	69
automatic eyeletting machine	143	F ixing screw	114	Loxx fasteners	26
B ack plate with screws	108	flat hook	29	M inax [®] Fastener	25
back plates	37	flat hook for side curtain	102	multifunktional rivets	38
back plates for side curtain	108	flat keder	86	N ail for cable ends	42
banner tensioner	57	flat staple	20	O val eyelets	14
battery charger	145	fully automatic eyeletting machines	143	oval rivet	42
bolt cutter	135	G esipa Accu- / Power-Bird	145	Over Center Buckle	96
buckle positiv lock	98	H ammer	133	Over Center Buckle TYPE20	94
C able clip	47	hand press for round eyelets	144	Over Center Buckle TYPE20 with spring	92
cable end closure	41	hand press tool for cable end closures	131	P ad for roll up systems	119
cam buckle	125	handwelder LEISTER	146	pelmet	107
cam buckle	53	head for hammer	133	Plastigum	134
cam buckle sewed to polyester strap	125	heating element LEISTER	146	plier for cable clips	47
carbons LEISTER	146	holder for round profiles	110	polyamide washer	15
ceiling sleeve	75	hollow punch	129	polyester strap	125
clasp	51	hook for rail rollers	34	POWER-Bird	145
clip for cable end shock cord	42	hook for ratchets	124	press button	27
clip tensioner	47	hook for shock cord	31	pressure roller LEISTER	147
coarse coating	72	hook tape	73	Print keder	64
cone	15	hooks	30	profile	110
connection tube for cables	44	HUCK bolts	108	protection profile	114
D ecorative rails	80	HUCK nose assembly	145	punch for push buttons	133
Dereeler for flat keder	87	HYMI	139	puller for rivets	133
dies for eyelets	129	HYMI castor	139	pvc block	133
dies to repair	129	HYMI chassis	139	pvc cable	41
direct buckle	100	HYMI hydraulic oil	139	pvc glue	134
door handle for side curtain	53	HYMI spring	139	pvc punched edges	49
door retrainer	20	HYMI stepless height adjustment	139	pvc strap	50
double punch	130	HYMI tools	140	pvc strap with loop	50
double-coated keder	65	K eder rail	68	pvc webbing for side curtain	113
drills	134	Keder for awnings	67	pvc welding machine	148
D-rings	58	keder hook	70	Q uick fastener	26

keyword	page	keyword	page	keyword	page
Quickslide buckle	101	rubber tensioner	56	tent hook	33
R ail end pieces	76	rubber tensioner continuous	57	tent hook	59
rail for roll up systems	119	rubber tensioner for tents	56	tent keder	61
rail for side curtain	114	'Ruck-Zuck' closure	27	tent keder for repairs	62
rail, curve 90°	75	'Ruck-Zuck' key	27	tent keder opaque	63
rails	75	ruler	135	tent keder Panama	62
ratchets	124	runner	104	tent window sheet	72
ratchets for side curtain	112	S afety bolt	46	tilt cramp	20
rave hook for side curtain	102	scissors	135	TIR cable	42
rectangular eyelets	15	scissors for TIR cable	135	TIR cable ends	42
relective marking tape	127	self piercing eyelets	12	TIR strap material	53
replacement battery for Gesipa	145	self piercing back plate	37	toggle	71
replacement gear	117	shock cord	44	tool for TIR cable end closures	131
replacement head for bolt cutter	135	shock cord with spin hooks	45	tool press button	133
ring holder	59	s-hook	34	tool to set in self piercing back plates	131
rivet	38	sleeve	76	tools for hand press	144
rivet for straps	39	sleeve, adjustable	76	truck hook	30
riveting machine	145	sliding fastener	27	turn button 17 x 11	23
rocking staple	19	snap hook	35	turn button 22,5 x 13,5	23
roll up curtain	116	snap hook	31	turn button 42 x 22	24
roller for rails	77	spares for punches	131	tubular rivet	38
rollers for Edscha	104	spin hook	45	W all angle	76
rollers for side curtain	106	spring for roll up systems	119	wall sleeve	75
Rollfix	117	staple	19	warp splint	73
Rollfix connecting square	117	staple	19	warp splint stiff	72
Rollfix crank	117	steel-rail for side curtain	115	washer convex	109
Rollfix keder	117	staple for roll up systems	119	washer for rivets	39
Rollfix sliding square	117	stirrup eyelets	13	webbing for side curtain buckles	102
roll-up hook	33	strap for oval eyelets	52	welding machines	146
roll-up strap	52	strap for cam buckle	125	wheel for keder	64
rope 3 strands	44	strap for sliding roof	49	wide slot nozzle LEISTER	147
rope braided	44	strap material	53	wire hook	32
round button	35	strap staple	17	wire hook for ratchets	124
round eyelets/	11	strap with flat hook	103		
round eyelets for automatic eyeletting	13	strip doors	82		
round profiles aluminium	110	Swiss strap	53		
round rings	58	T arpaulin frame	89		
round staple	18	tensioning blet SPPE	46		



COMPETENCE CONNECTS – SINCE 1896

We develop and produce the hardware: to connect, to tension, and to fasten technical textiles – regardless of whether they are for the commercial vehicle industry, tent construction, tarpaulin manufacturing or advertising technology. Franz Miederhoff was founded as a small chain forge more than 120 years ago.

Today the Miederhoff group of companies has about 190 employees in three German production sites, 120 of them in the ancestral home town of Franz Miederhoff oHG in Sundern.

RIGHT FROM THE BEGINNING

Qualified employees are most important to us. That is why we train most of our employees in our own works. In this way we have a stable workforce and are able to advise our customers professionally. The experience and knowledge we have gathered over the decades is at your disposal.





AVAILABLE STRAIGHT FROM THE WAREHOUSE

We produce in Germany, and so almost all our products are immediately available and ready to be dispatched to you. In order to ensure high precision and speed, we have a modern warehouse and shipping technology.

The products are put together, packed, labelled and dispatched by means of real-time data transmission. More than 90 % of the orders are dispatched on the day the order is received.

QUALITY CONVINCES

We set the highest quality standards when selecting our raw materials. Our modern production plants are equipped exclusively with high-quality tools which are manufactured by our own tool makers.

The result is the consistently high Miederhoff quality. Our Quality Management System has the ISO 9001 2015 certificate.





your contacts!

Franz Miederhoff oHG

Röhre 50	
D-59846 Sundern	
head office +49 (0) 2933 839	-0
fax	-19
Postfach 1352	
D-59833 Sundern	
contact@miederhoff.de	
www.miederhoff.de	



Dr. Thorsten Miederhoff

Ralf Miederhoff



Managing Directors

Ralf Miederhoff	-16	r.miederhoff@miederhoff.de
Dr. Thorsten Miederhoff	-17	t.miederhoff@miederhoff.de

Klaus Blome-Drees

Kirsten Hemsath

Marc Ortmann

Diana Sommer

Karin Lohmann

Marc Baggewöste



Sales Germany

Klaus Blome-Drees	-23	k.blome@miederhoff.de	Diana Sommer	-78	d.sommer@miederhoff.de
Kirsten Hemsath	-22	k.hemsath@miederhoff.de	Karin Lohmann	-443	k.lohmann@miederhoff.de
Marc Ortmann	-21	m.ortmann@miederhoff.de	Marc Baggewöste	-33	m.baggewoeste@miederhoff.de



Reinhard
Frommhold



Annika
Wengeler



Bettina
Kaufmann



Export sales

Reinhard Frommhold	-28	r.frommhold@miederhoff.de
Annika Wengeler	-34	a.wengeler@miederhoff.de
Bettina Kaufmann	-32	b.kaufmann@miederhoff.de
Jennifer Grote-Sasse	-30	j.sasse@miederhoff.de
Jana Drölle	-445	j.droelle@miederhoff.de

Bookkeeping

Detlef Unkrüer	-42	d.unkrueer@miederhoff.de
Gabi Lillpopp	-41	g.lillpopp@miederhoff.de
Bärbel Hunold	-91	b.hunold@miederhoff.de

Andreas
Klug



Corinna
Bedarf



Katja
Böer



Kerstin
Hennig



Production Neudorf

Franz Miederhoff oHG		Straße der Freundschaft 1b
head office +49 (0) 37342 860	-0	D-09465 Sehmatal-Neudorf
fax	-21	

Andreas Klug	-11	a.klug@miederhoff.de
Corinna Bedarf	-13	c.bedarf@miederhoff.de
Katja Böer	-10	k.boer@miederhoff.de
Kerstin Hennig	-18	k.hennig@miederhoff.de

Sales Agent Germany

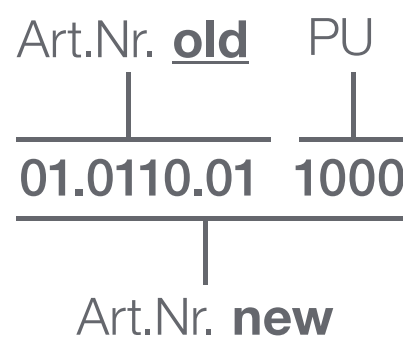
Marc Baggewöste	Andreas Klug	Frank Meurer	Udo Ebner
Röhre 50 DE-59846 Sundern phone +49 2933 839-33 fax +49 2933 839 39 33 mobile +49 151 46153281 m.baggewoeste@miederhoff.de	Straße der Freundschaft 1b DE-09465 Neudorf phone +49 37342 860-11 fax +49 37342 860-21 mobile +49 171 7914818 a.klug@miederhoff.de	Röhre 50 DE-59846 Sundern fax +49 2933 839 39 441 mobile +49 151 43139116 f.meurer@miederhoff.de	Tulpenweg 26 DE-74369 Löchgau phone +49 7143 8723-59 fax +49 7143 8723-63 mobile +49 160 7036802 udo.ebner@t-online.de

Export agencies in Europe

AUSTRIA	SWITZERLAND	POLAND
Frank Meurer Röhre 50 DE-59846 Sundern fax +49 2933 839 39 441 mobile +49 151 43139116 f.meurer@miederhoff.de	Udo Ebner Tulpenweg 26 DE-74369 Löchgau phone +49 7143 8723-59 fax +49 7143 8723-63 mobile +49 160 7036802 udo.ebner@t-online.de	Reinhard Frommhold Röhre 50 DE-59846 Sundern phone +49 2933 839-28 fax +49 2933 839 39 28 mobile +49 171 6483928 r.frommhold@miederhoff.de
ITALY	FRANCE	CROATIA
A.E.R.P. s.a.s. di Riccardo Bolgiani e.C. Via dei Vittorio, 4 IT-25030 Lograto (Brescia) phone +39 030 9973808 fax +39 030 0994134 mobile +39 335229081 aerpsas@tin.it	Roby SAS 9 rue Jean Jaurès FR-95670 Marly-La-Ville phone +33 1 3029 1050 appros@robys.fr www.robys-sas.com	Belinamont d.o.o. Vrtnjakovec 131 HR-49217 Krapinske Toplice Phone +385 49 587 201 fax +385 49 587 222 info@belinamont.com www.belinamont.com
DENMARK	SWEDEN / NORWAY	FINNLAND
Carsten Schmidt · Cesco A/S Industrivej 3 · DK-6690 Görding phone +45 59 445005 mobile +45 20648727 carsten@cesco.dk www.cesco.dk	Thilmer AB Krangatan 5 / Box 84 SE-82222 Alfta phone +46 271 12322 fax +46 271 12288 info@thilmer.com www.thilmer.com	IKULI J+T OY Kärsämäentie 5 FI-20300 Turku phone +358 20 743 8090 fax +358 20 743 8091 info@ikuli.fi www.ikuli.fi
CZECH REPUBLIC / SLOVAKIA	BENELUX COUNTRIES	GREAT BRITAIN
Vladimira-Linda Klausová Klausová, s.r.o. areál MTH Solvent, ul. Wolkerova 2766 CZ-27201 Kladno Mobil (Klausová) +420 602726065 Mobil (Kladno) +420 602586708 +420 608726065 info@klausova.com	Bob Nieberg · Nieberg Textiel BV TT Vasumweg 140 NL-1033 SH AMSTERDAM phone +31 204490 616 mobile +31 65 4607414 mail@niebergtextiel.nl	Trevor Spurgeon TIR Ltd. Spurgeon Close, Dock Road UK-Grays/Essex RM17 6DD phone +44 1375 3933-23 fax +44 1375 3933-43 mobile +44 7710761736 trevor@trevorspurgeon.com www.trevorspurgeon.com

Article number / PU (packing unit)

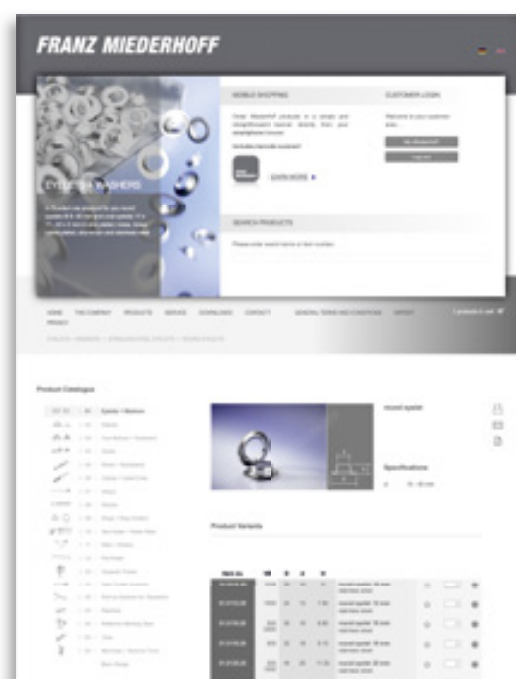
Please note that the new article numbers include the packing unit (PU). When ordering, please write the complete article number. Thank you!



Online shop

place your order at any time

- put your favorite products on a separate order sheet
- have your order history available at a glance
- SSL-encoded data transfer



**FRANZ
MIEDERHOFF**

Smartphone Order

use the barcode for your direct order

- now even easier with your smartphone
- no more updates, always updated!



www.miederhoff.de





01

EYELETS + WASHERS

In Sundern, we produce round eyelets from $\text{\O} 8 \text{ mm}$ to 40 mm and oval eyelets from 17×11 to $42 \times 22 \text{ mm}$ for you made from the materials zinc-plated iron, brass, nickel-plated brass, aluminium and stainless steel.

Art. No. / PU						
	d	D	H			
01.0110.01 1000 01.0112.01 1000 01.0114.01 500 01.0116.01 500 01.0116.01 2000 01.0118.01 500	10,0 12,0 14,0 16,0 18,0	20,0 24,0 27,0 30,0 32,0	6,0 7,8 8,4 8,8 9,1	round eyelets	zinc plated	
01.0120.01 500 01.0125.01 200 01.0125.01 1000 01.0136.01 100 01.0140.01 100 01.0140.01 1000 01.0140.01 10000	20,0 25,0 36,0 40,0	36,0 44,0 60,0 62,0	9,4 11,3 13,1 12,0	round eyelets	zinc plated	
01.1540.01 1000 01.1540.01 12500 01.0540.01 100 01.0540.01 1000 01.0540.01 10000	40,0 40,0	62,0 62,0	12,0 12,0	round eyelets without washers with washers	zinc plated	
01.0108.11 1000 01.0110.11 1000 01.0112.11 1000 01.0114.11 500 01.0116.11 500 01.0116.11 2000 01.0118.11 500	8,0 10,0 12,0 14,0 16,0 18,0	16,0 20,0 24,0 27,0 30,0 32,0	5,8 6,0 7,8 8,4 8,8 9,1	round eyelets	brass	
01.0120.11 500 01.0125.11 200 01.0136.11 100 01.0140.11 100 01.0140.11 1000	20,0 25,0 36,0 40,0	36,0 44,0 60,0 62,0	9,4 11,3 13,1 12,0	round eyelets	brass	

01

	Art. No. / PU					
		∅ inner d	∅ outer D	height H		
	01.0108.14 1000	8,0	16,0	5,8	round eyelets	brass, black
	01.0110.14 1000*	10,0	20,0	6,0		
	01.0112.14 1000*	12,0	24,0	7,8		
	01.0116.14 500	16,0	30,0	8,8		
	01.0116.14 2000					
	01.0120.14 500	20,0	36,0	9,4		
	01.0140.14 100	40,0	62,0	12,0		
	01.0108.12 1000	8,0	16,0	5,8	round eyelets	brass, nickel-plated
	01.0110.12 1000	10,0	20,0	6,0		
	01.0112.12 1000	12,0	24,0	7,8		
	01.0114.12 500	14,0	27,0	8,4		
	01.0116.12 500	16,0	30,0	8,8		
	01.0118.12 500	18,0	32,0	9,1		
	01.0120.12 500	20,0	36,0	9,4	round eyelets	brass, nickel-plated
	01.0125.12 200	25,0	44,0	11,3		
	01.0136.12 100	36,0	60,0	13,1		
	01.0140.12 100	40,0	62,0	12,0		
	01.0140.12 1000					
	01.0109.12 1000	9,0	18,9	5,9	self piercing eyelet for hand press 60.0109.00, page 144	brass, nickel-plated
	01.0110.20 1000	10,0	20,0	6,0	round eyelets	stainless steel
	01.0112.20 1000	12,0	24,0	7,8		
	01.0116.20 500	16,0	30,0	8,8		
	01.0116.20 2000					
	01.0118.20 500	18,0	32,0	9,1		
	01.0125.20 200	25,0	44,0	11,3		
	01.0125.20 1000					
	01.0140.20 100	40,0	62,0	12,0		
	01.0140.20 1000					

Art. No. / PU						
	d	D	H			
01.1110.01 1000 01.1112.01 1000 01.1116.01 500 01.1116.01 2000	10,0 12,0 16,0	20,0 24,0 30,0	6,0 7,8 8,8	round eyelets for eyeletting machines page 143	zinc plated	
01.1112.09 1000 01.1116.09 2000	12,0 16,0	24,0 30,0	7,8 8,8		gloss zinc plated	
01.1110.11 1000 01.1112.11 1000 01.1116.11 2000	10,0 12,0 16,0	20,0 24,0 30,0	6,0 7,8 8,8	round eyelets for eyeletting machines page 143	brass	
01.1110.14 1000 01.1112.14 1000 01.1116.14 2000	10,0 12,0 16,0	20,0 24,0 30,0	6,0 7,8 8,8		brass, black	
01.1110.12 1000 01.1112.12 1000 01.1116.12 2000	10,0 12,0 16,0	20,0 24,0 30,0	6,0 7,8 8,8	round eyelets for eyeletting machines page 143	brass, nickel-plated	
01.1110.20 1000 01.1112.20 1000 01.1116.20 2000	10,0 12,0 16,0	20,0 24,0 30,0	6,0 7,8 8,8	round eyelets for eyeletting machines page 143	stainless steel	
01.1612.12 1000 01.1612.09 1000 NEW	12,0 12,0	22,0 22,0	7,8 7,8	round eyelets type 22 for eyeletting machine 60.7412.00 page 143	brass, nickel-plated gloss zinc plated	
01.0110.30 100 01.0110.30 2500 08.0207.72 100	10,0	18	9,0	stirrup eyelets to put up banners L = 70 mm	aluminium EPDM, white	

		Art. No. / PU	length x width L x B	height H					
		01.0217.11 100	17 x 11	8,0	oval eyelets	brass			
		01.0217.11 500							
		01.0217.12 100	17 x 11	8,0			brass, nickel-plated		
		01.0217.12 500							
		01.0217.14 100	17 x 11	8,0		brass, black			
		01.0222.01 1000	22,5 x 13,5	9,0	oval eyelets	zinc plated brass			
		01.0222.11 100	22,5 x 13,5	9,0					
		01.0222.11 500							
		01.0222.12 100	22,5 x 13,5	9,0		brass, nickel-plated			
		01.0222.12 500							
				01.0222.14 100		22,5 x 13,5	9,0		brass, black
		01.0222.20 100	22,5 x 13,5	9,0		stainless steel			
		01.0242.01 100	42 x 22	13,0	oval eyelets	zinc plated			
		01.0242.01 1000							
		01.0242.01 10000							
		01.0242.11 100	42 x 22	13,0		brass			
		01.0242.11 1000							
		01.0242.12 100	42 x 22	13,0		brass, nickel-plated			
		01.0242.12 1000							
		01.0242.14 100	42 x 22	13,0		brass, black			
				01.0242.20 100		42 x 22	13,0		stainless steel
				01.0242.20 1000					
		01.0250.12 100	50 x 15	10,0	oval eyelets	brass, nickel-plated			
		01.0250.12 500							
		01.0260.01 100	60 x 21	13,0					
		01.0327.01 500	27 x 7	10,5	oval eyelets	zinc plated			
		01.0340.01 200	40 x 10	10,3					
		01.0340.01 1000							
		01.0340.11 200	40 x 10	10,3		brass			
		01.0340.11 1000							
		01.0340.12 200	40 x 10	10,3		brass, nickel-plated			



Art. No. / PU	d	D	L x B	H						
01.0427.01 500 01.0427.11 500 01.0427.12 500			27 x 8	10,7	rectangular eyelets	zinc plated brass brass, nickel-plated				
01.0427.14 500			27 x 8	10,7				brass, black		
01.0438.01 250 01.0438.11 250			38 x 8	10,3				zinc plated brass		
01.0538.01 250			38 x 8	10,3				zinc plated		
01.0608.51 1000 01.0610.51 1000 01.0612.51 1000 01.0614.51 1000 01.0616.51 1000 01.0618.51 500 01.0620.51 500 01.0625.51 200 01.0636.51 100 01.0640.51 100 01.0640.51 1000	8,0 10,0 12,0 14,0 16,0 18,0 20,0 25,0 36,0 40,0	17,6 21,4 24,9 28,1 31,5 35,0 37,8 48,6 66,3 65,0		3	polyamide washer for round eyelets	synthetic material transparent				
01.0742.51 100 01.0742.51 1000			42 x 22	3				polyamide washer for oval eyelets	synthetic material transparent	
01.2124.01 100	24,0			6,5						



02

STAPLES

Our production of strap staples, round staples and rocking staples guarantees high quality of Miederhoff products.



Art. No. / PU	H	b	A	L	B			
02.2011.01 100 02.2011.01 1000 02.2015.01 100 02.2015.01 1000 02.2017.01 100 02.2017.01 1000	11 15 17	16	34	49	15	strap staple, small for eyelets 27 x 8 and 27 x 7 mm	zinc plated	
02.2216.01 100 02.2216.01 500 02.2220.01 100 02.2220.01 500 02.2225.01 100 02.2225.01 500 02.2230.01 100 02.2230.01 500	16 20 25 30	26	51	66	15	strap staple for eyelets 38 x 8 and 40 x 10 mm can be fixed with HYMI®	zinc plated	
02.2216.08 100 02.2216.08 500 02.2216.20 100	16 16	26	51	66	15	strap staple for eyelets 38 x 8 and 40 x 10 mm can be fixed with HYMI®	zinc-nickel coated stainless steel	
02.2325.01 100	25	25	51	71	20	rocking staple customs approved	zinc plated	
02.2421.01 100 02.2425.01 100 02.2430.01 100	21 25 30	26	51	66	15	strap staple, round	zinc plated	




	Art. No. / PU	H	b	A	L	B		
	02.0121.01 100	21	21	51	71	20	round staple for eyelets 36, 40 and 42 x 22 mm	zinc plated
	02.0121.01 500							
	02.0125.01 100	25	21	51	71	20		
	02.0125.01 500							
	02.0130.01 100	30	21	51	71	20		
	02.0130.01 500							
	02.0138.01 100	38	21	51	71	20	round staple for eyelets 36, 40 and 42 x 22 mm	zinc-nickel coated
	02.0145.01 100	45	21	51	71	20		
	02.0130.08 100	30	21	51	71	20	round staple for eyelets 36, 40 and 42 x 22 mm	zinc-nickel coated
	02.0130.20 100	30	21	51	71	20		
	02.0525.01 100	25	20	51	65	40	round staple for eyelets 36, 40 and 42 x 22 mm	zinc plated
	02.0530.01 100	30	20	51	65	40		
	02.0625.01 100	25	20	26	40	40	round staple for eyelets 36, 40 and 42 x 22 mm	zinc plated
	02.0630.01 100	30	20	26	40	40		
	02.1022.01 100	22	13	40	53	32	round staple for eyelet 25 mm	zinc plated

Art. No. / PU								
	H	b	A	L	B			
02.0725.01 100 02.0737.01 100 02.0745.01 100 02.0755.01 100	25	22	51	72	22	rocking staple	zinc plated	
	37	22	51	72	22	for eyelets 36, 40 and 42 x 22 mm		
	45	22	51	72	22	customs approved		
	55	22	51	72	22			
02.0825.01 100 02.0837.01 100 02.0845.01 100 02.0855.01 100	25	22	28	45	21	rocking staple	zinc plated	
	37	22	28	45	21	customs approved		
	45	22	28	45	21			
	55	22	28	45	21			
02.0925.01 100 02.0937.01 100	25	22	28	45	20	rocking staple	zinc plated	
	37	22	28	45	20	without customs approval		
02.0230.01 100 02.0235.01 100	30	25	55	75	15	staple	zinc plated	
	35	25	55	75	20	for eyelets 36, 40 and 42 x 22 mm		
02.3330.01 100 02.3330.20 100	30	21	51	71	20	staple	zinc plated	
	30	21	51	71	20	for usage with springs	stainless steel	

		<div style="display: flex; justify-content: space-around; font-size: 8px; text-align: center;"> height inner width distance length width </div>						
		H	b	A	L	B		
	Art. No. / PU							
	02.3025.01 100	12	26	51	64	13	tilt cramp punched	zinc plated
	02.3025.01 500							
	02.3025.12 100	12	26	51	64	13	brass nickel-plated zinc-nickel coated	
02.3025.08 500	12	26	51	64	13			
	Art. No. / PU							
	02.3130.02 100	15	30	52	67	14	tilt cramp	steel stoven zinc plated
	Art. No. / PU							
	02.4042.01 100 02.4042.01 500	18	28	57	78	15	flat staple for oval eyelets 42 x 22 mm	zinc plated
	Art. No. / PU							
	02.5040.02 100	16	36	52	68	24	door retainer	steel stoven zinc plated

Art. No. / PU								
	H	b	A	L	B			
02.2216.05 100	16	26	51	66	15	strap staple small for eyelets 38 x 8 and 40 x 10 mm can be fixed with HYMI®	black	
02.0130.05 100	30	21	51	71	20	round staple for eyelets 40 and 42 x 22 mm	black	
02.0737.05 100	37	22	51	72	22	rocking staple for eyelets 40 and 42 x 22 mm customs approved	black	
60.4105.00 10 60.4405.00 10						drill D = 5,2 mm HSS single edged HSS double edged	black	



03

TURN BUTTONS + FASTENERS

Our fasteners are manufactured in three different sizes made from the materials stainless steel, brass, zinc-plated iron and synthetic materials.

Art. No. / PU							
	H	A	L	B			
03.1008.11 100	8	23,5	35	13	turn button for oval eyelet 17 x 11 mm	brass	
03.1008.12 100	8	23,5	35	13		brass, nickel-plated	
03.1008.14 100	8	23,5	35	13		brass, black	
03.1011.11 100	11	23,5	35	13	turn button for oval eyelet 17 x 11 mm	brass	
03.1011.12 100	11	23,5	35	13		brass, nickel-plated	
03.1011.14 100	11	23,5	35	13		brass, black	
03.1134.11 100	11	34	46	13	turn button for oval eyelet 22,5 x 13,5 mm	brass	
03.1134.11 1000						brass nickel-plated	
03.1134.12 100						brass, black	
03.1134.12 1000						brass, black	
03.1134.14 100						brass, black	
03.1134.20 100	34	50	16	self piercing back plate	stainless steel		
03.1134.20 1000					polyamide		
05.0134.40 500					white		
03.1130.11 100	11	30,5	41	12,5	turn button for oval eyelet 22,5 x 13,5 mm must be ordered separately	brass	
03.1130.11 1000						brass, nickel-plated	
03.1130.12 100						brass, nickel-plated	
03.1130.12 1000						brass, nickel-plated	
05.0530.51 500		30,5	46	16	self piercing back plate must be ordered separately	pvc transparent	
03.0834.11 100	8	34	46	13	turn button for oval eyelet 22,5 x 13,5 mm	brass	
03.0834.11 1000						brass nickel-plated	
03.0834.12 100						brass nickel-plated	
03.0834.12 1000						brass nickel-plated	
03.0834.20 100		34	46	13	self piercing back plate	stainless steel	
05.0134.40 500		34	50	16	self piercing back plate	polyamide white	

for matching tubular rivets and back plates see product group 05, must be ordered separately

TURN BUTTONS + FASTENERS

		<div style="display: flex; justify-content: space-around; font-size: 8px; text-align: center;"> height distance length width </div>						
Art. No. / PU		H	A	L	B			
		03.0142.01 100	15	51	66	15	turnable staple for oval eyelet 42 x 22 mm	zinc plated
		03.0142.20 100	15	51	66	15		stainless steel
		03.0342.01 100	15	51	66	15	rocking turnable staple for oval eyelet 42 x 22 mm	zinc plated
		03.0242.01 100	15	51	66	15	turnable staple customs approved for eyelets 42 x 22 mm	zinc plated
		03.0742.01 100	10	51	66	15	turnable staple lowly version, for overlapping, for eyelets 42 x 22 mm	zinc plated
		03.0742.20 100	10	51	66	15		stainless steel
		03.0551.45 50/500*	13	51	67	34	turnable staple for eyelets 42 x 22 mm	polyamide
		03.0551.43 50/500*						grey
		03.0551.42 50/500*						black
		03.0551.79 50/500*						white
		03.0551.40 50/500*						brown
		03.0551.80 50/500*						creme
		03.0551.50 50/500*						ivory anthrazit

available in boxes of 50 pcs or 500 pcs. Please state clearly with your order.

other RAL-colours are available upon request minimum quantity 5.000 pcs



Art. No. / PU	height	diameter			
	H	D	Product Name	Material	
03.2001.42 100	11	23	MINAX® Fastener hole = 14 mm for matching punch see product group 50, p.129. other RAL-colours are available upon request minimum quantity 10.000 pcs	pvc white	
03.2001.43 100	11	23		black	
03.2001.48 100	11	23		blue	
03.2002.42 100	20	23	MINAX® bottom part hole = 14 mm for matching punch see product group 50 p.129. other RAL-colours are available upon request minimum quantity 10.000 pcs	pvc white	
03.2002.43 100	20	23		black	
03.2002.48 100	20	23		blue	
03.2003.20 100 03.2004.20 100	32 25	3,5 3,5	MINAX® screw for bottom part, with cross recess	stainless steel	
				steel	
03.2003.12 100	25	4,3	MINAX® screw for bottom part for polyester	brass, nickel-plated	
03.2008.12 100 03.2012.12 100 03.2020.12 100	20 24 32	M4 x 8 M4 x 12 M4 x 20	MINAX® screw bottom parts with machine screw	brass, nickel-plated	

TURN BUTTONS + FASTENERS

	Art. No. / PU	H <small>height</small>	D <small>diameter</small>		
	03.2020.00 1				Key for MINAX® for upper and bottom parts
	03.3111.12 100 NEW	15	20		Quick fastener upper part with large head, hole = 10 mm for matching punch see product group 50
	03.3112.12 100 NEW	15	20		Quick fastener upper part with small head hole = 10 mm for matching punch see product group 50
	03.3012.12 100 NEW	13	20		Quick fastener bottom part hole = 10 mm for matching punch see product group 50
	03.3013.12 100 NEW	10	L 27		Quick fastener Screw, bottom part with 2 holes b = 11 mm

LOXX®

LOXX®

LOXX®

LOXX®



Art. No. / PU	Pos.	H	L	D			
03.3014.12 100 NEW		18			screw bottom part for Quick fastener with thread 10 mm	brass, nickel-plated	
03.3015.12 100 NEW		15			screw bottom part self piercing, flat head	brass, nickel-plated	
03.5525.42 100 50.5516.01 1		14	44		'RuckZuck' closure for round eyelets 25 mm key L = 165 mm	polyamide white zinc plated	
03.4001.12 100 03.4002.12 100 50.4001.00 1	1 2 3			14 14	press buttons tool for Press Buttons hole = 5 mm	brass, nickel-plated	
03.0440.30 100		H 17	A 39,5	L 59	B 55	sliding fastener for round eyelets 40 mm and oval eyelets 42 x 22 mm	aluminium



04 HOOKS

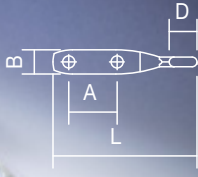
We produce more than 50 different hook variations for you, made from iron, stainless steel and synthetic materials.

Art. No. / PU	<div style="display: flex; justify-content: space-around; text-align: center;"> <div style="transform: rotate(-45deg); font-size: small;">distance</div> <div style="transform: rotate(-45deg); font-size: small;">length</div> <div style="transform: rotate(-45deg); font-size: small;">width</div> </div>					
	A	L	B			
04.0120.44 100 04.0120.44 1000 04.0120.42 100 04.0120.42 1000 04.0120.43 100 04.0120.43 1000	20	63	20	flat hook tapered	polyamide grey white	
05.0120.42 500	20	36	16	self piercing back plate	white	
04.0720.44 100 04.0720.44 1000 04.0720.42 100 04.0720.42 1000	20	63	20	flat hook round type	polyamide grey white	
05.0120.42 500	20	36	16	self piercing back plate must be ordered separately	white	
04.0220.44 100 04.0220.42 100	20	62	20	flat hook closed type	polyamide grey white	
05.0120.42 500	20	36	16	self piercing back plate must be ordered separately	white	
04.0320.01 100 04.0320.05 100	20	53	13	flat hook 13 x 3 mm	zinc plated black	
05.0120.40 500	20	36	16	self piercing back plate must be ordered separately	white	
04.0420.01 100 04.0420.02 100 04.0420.20 100	20	68	15	flat hook 15 x 2,5 mm	zinc plated steel stoven stainless steel	
04.0520.01 100	20	74	20	flat hook 20 x 2 mm	zinc plated	

		Art. No. / PU	distance A	length L	width B		
		04.1027.01 100	34	37	47	truck hook	zinc plated
		04.1145.01 100	45	65	20	truck hook	zinc plated
		04.2001.30 100		50	40	truck hook small type	aluminium
		04.3005.01 100	50	39		truck hook	zinc plated
		04.3005.08 100 NEW				punched version	zinc nickel plated
		04.3001.30 100		55	45	truck hook small type	aluminium

Art. No. / PU	length width diameter					
	L	B	D			
04.3010.30 100	50	41		truck hook	aluminium	
04.3110.30 100	50	45		truck hook	aluminium	
04.2001.45 100	44	38		truck hook	polyamide grey	
04.0250.42 100	50	20		hook for shock cord Ø = 6–10 mm	polyamide	
04.0250.45 100	50	20			white	
04.0250.43 100	50	20			grey	
					black	
04.4040.01 100	40	5,6	8	snap hook	zinc plated	
04.4040.01 500						
04.4055.01 100	55	7,3	10			
04.4055.01 500						


	Art. No. / PU	length	width	diameter		
		L	B	D		
	04.4216.01 100	46	16	12	snap hook	zinc plated
	04.4220.01 100	46	20	12		
	04.4225.01 100	46	25	12		
 	04.5128.02 100	46	28		wire hook	steel stoven
	04.5134.01 100	46	34			zinc plated
 	04.5220.01 100	34	20		wire hook	zinc plated
	04.5220.05 100	34	20			black
	04.5228.01 100	38	28			zinc plated
 	04.5025.02 100	48	25		wire hook w = 25 mm	steel stoven
 	04.4416.01 100	35	16		flat hook for 16 mm straps	zinc plated

Art. No. / PU	<div style="display: flex; justify-content: space-around; text-align: center;"> <div style="transform: rotate(-45deg); font-size: small;">distance</div> <div style="transform: rotate(-45deg); font-size: small;">length</div> <div style="transform: rotate(-45deg); font-size: small;">width</div> <div style="transform: rotate(-45deg); font-size: small;">diameter</div> </div>								 
	A	L	B	D					
04.4431.01 100		56	31			flat hook	zinc plated		
04.4526.01 100		40	26			truck hook	zinc plated	 	
04.5338.01 100		38	26	6		knapsack hook s = 3,2 mm	zinc plated	 	
04.6016.01 100	20	64	10	16		keder hooks, straight	zinc plated	 	
04.6116.01 100	20	74	10	16					
05.0120.40 500	20	36	16			self piercing back plate	polyamide white		
								must be ordered separately HYMI tool page 141 hand tool page 131	
04.6320.01 100	20	56	12			tent hook s = 5 mm	zinc plated	 	
05.0120.40 500	20	36	16			self piercing back plate H = 10 mm	polyamide white		
								must be ordered separately HYMI tool page 141 hand tool page 131	

distance
length
width
diameter
thickness

	Art. No. / PU	A	L	B	D	s		
	04.0210.42 100	20	65	20	11	3,5	keder hook	polyamide white
	05.0120.40 500	20	36	16			self piercing back plate H = 10 mm must be ordered separately	
	04.0208.42 100	20	65	20	8	3,5	keder hook	polyamide white
	04.0212.42 100	20	65	20	12	3,5		
	05.0120.40 500	20	36	16			self piercing back plate must be ordered separately	
	04.6230.01 100	30		9	3		S-hooks	zinc plated
	04.6238.01 100	40		11	3,8			
	04.6242.01 100	45		15	4,2			
	04.6257.01 100	60		18	5,7			
	04.6242.05 100	45		15	4,2		black	
	04.6257.05 100	60		18	5,7			
	04.6301.01 100	43		16	3,5		S-hooks for rail rollers	zinc plated
	04.6420.01 100	66			4,5		hook for rail rollers	zinc plated

Art. No. / PU	length	width	diagonal			
	L	B	D			
04.5506.00 100 04.5508.00 100 04.5510.00 100	64 78 79	18 21 22	6 8 10	spin hooks for elastic cable	zinc plated, black, polyamide covered	
04.5606.43 100 04.5608.43 100	47 72	10 12	6 8	snap hook for shock cord	polyamide black	
04.5732.43 100 04.5732.43 500	H 14		24	round button for shock cord 6 + 8 mm can be fixed on both sides rivet hole: 5mm	polyamide black	
04.5726.43 100 04.5726.43 500	13		25	round button for shock cord 6 + 8 mm rivet hole: 5mm	polyamide black	
04.5730.43 100 04.5730.43 500	13		30	round button for shock cord 6 + 8 mm rivet hole: 5mm	polyamide black	



05


RIVETS + BACK PLATES + SCREWS

We produce self-piercing back plates for fixing our products to the tarpaulin. Hand tools and machines for processing the products can be found in product groups 50 and 60.



Art. No. / PU	A	L	B	D			
05.0120.40 500 05.0120.42 500 05.0134.40 500 05.0151.40 500	20 20 34 51	36 36 50 67	16 16 16 16		self piercing plates to be fixed with HYMI® tools pages 140/141	polyamide white	
60.5145.00 1		600	400		HYMI® 88 eyeletting machine adjustable pressure up to 4 tons electric plug 230V 50 Hz		05
05.0501.45 1000 05.0501.51 1000 05.0520.51 500 05.0525.51 500 05.0530.51 500 05.0534.51 500 05.0551.51 500 05.0520.43 500 05.0534.43 500	20 25 30,5 34 51	36 42 46 50 68	20 20 16 16 18	17,5 17,5	back plates thickness 2,6 mm diameter hole 4,4 mm	synthetic material, grey synthetic material translucent	
05.0501.40 1000 05.0501.51 1000 05.0501.42 1000 05.0501.43 1000 05.0502.40 1000 05.0503.40 1000				18 18 18 18 20 20	back plates thickness 2,0 mm diameter hole 4,0 mm	beige translucent white black beige	
05.0520.40 500 05.0520.42 500 05.0620.43 500	20	40	20		back plates made from polyamide thickness 2,0 mm diameter hole 4,0 mm	beige white black	

RIVETS + BACK PLATES + SCREWS




Art. No. / PU

05.1009.01 1000
05.1012.01 1000
05.1012.11 1000
05.1012.12 1000
05.1015.01 1000

L	d	D	K
9	3	10	
12	3	13	
12	3	13	
12	3	13	
15	3,5	13	

tubular rivet

zinc plated
zinc plated
brass
brass n.-p.
zinc plated




05.1006.12 500
05.1109.01 1000
05.1110.11 1000
05.1110.12 1000
05.1112.01 1000
05.1112.11 1000
05.1112.12 1000
05.1112.14 1000
05.1115.01 1000

L	d	D	K
6	2,5	5	
9	3	10	
10	3	9	
10	3	9	
12	3,5	13	
12	3,5	13	
12	3,5	13	
12	3,5	13	
15	3,5	13	

tubular rivet

brass, n.-p.
zinc plated
brass
brass, n.-p.
zinc-plated
brass
brass, n.-p.
black
zinc-plated



05.2610.30 500
05.2615.30 500
05.2610.20 500
05.2615.20 500

05.2710.30 250
05.2715.30 250
05.2710.20 250
05.2715.20 250

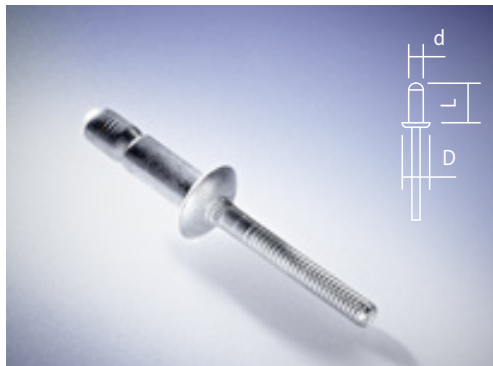
L	d	D	K
10	4,8	9,5	0,5-6,5
15	4,8	9,5	4,5-11,0
10	4,8	9,5	0,5-6,5
15	4,8	9,5	4,5-11,0
10	4,8	16	0,5-6,5
15	4,8	16	4,5-11,0
10	4,8	16	0,5-6,5
15	4,8	16	4,5-11,0

multigrip rivet
s = 2,8 mm

alu/steel
alu/steel
alu/stainl. st.
alu/stainl. st.

large-head rivet

alu/steel
alu/steel
alu/stainl. st.
alu/stainl. st.



05.2514.01 250
05.2514.20 250

L	d	D	K
14	6,6	4,0-7,0	
14	6,6	4,0-7,0	

multigrip rivet
s = 3,5 mm,
to attach rollers
and buckles

zinc plated
stainl. steel



05.2506.30 500
05.2511.30 500
05.2512.30 500
05.2514.30 500
05.2520.30 250
05.2611.30 500

L	d	D	K
6	4,8	9	1,0-3,0
10	4,8	9	4,5-6,0
12	4,8	9	6,0-8,0
14	4,8	9	8,0-10,0
20	4,8	9	14,0-16,0
11	4,8	9	4,5-6,0

rivet
s = 2,8 mm

aluminium



Art. No. / PU	L	d	D	K			
60.0607.00 1					Gesipa POWER BIRD for Polygrip and Megagrip rivets setting power 13 KN		
					additional information see product group 60		
05.2008.30 1000 05.2010.30 1000 05.2012.30 1000 05.2015.30 1000 05.2020.30 500	8 10 12 15 20	5 5 5 5 5	9 9 9 9 9	2,0-4,5 4,0-6,5 6,0-8,5 9,0-11,5 12,0-16,5	aluminium rivets according to DIN 674	aluminium	
05.2001.01 1000		5	15		washer for rivet 15 x 5 x 1 mm	zinc plated	
05.2208.30 1000 05.2210.30 1000 05.2212.30 1000 05.2215.30 1000 05.2220.30 1000	8 10 12 15 20	4 4 4 4 4	11 11 11 11 11		rivets for straps according to DIN 674	aluminium	
05.2201.01 1000 05.2201.30 1000		4 4	12 12		washer for rivets for straps 12 x 4 x 1 mm	zinc plated aluminium	





06

CABLES + CABLE ENDS

We extrude pvc cables in consistently high quality on our most modern production facilities. Special sizes are available on request





Art. No. / PU	length	diameter			
	L	D			
06.1006.51 100 06.2506.51 250 06.1008.51 100 06.2508.51 250 06.1009.51 100 06.2509.51 250 06.1010.51 100 06.2510.51 250 06.1012.51 250	100 m 250 m 100 m 250 m 100 m 250 m 100 m 250 m 250 m	6 6 8 8 9 9 10 10 12	PVC cable	synthetic material transparent	
06.1006.44 100 06.1008.44 100 06.2508.44 250 06.1009.44 100 06.2509.44 250 06.1010.44 100 06.2510.44 250 06.1008.43 100	100 m 100 m 250 m 100 m 250 m 100 m 250 m 100 m	6 8 8 9 9 10 10 8	PVC cable	synthetic material silver black	
06.1308.41 100 06.2608.41 250	100 m 250 m	8 8	PVC cable with nylon inlay	synthetic material translucent	
06.1208.41 100 06.2508.41 250 06.5008.41 500	100 m 250 m 500 m	8 8 8	PVC cable with sisal inlay	translucent	
06.0106.01 100 06.0108.01 100 06.0109.01 100 06.0110.01 100 06.0108.05 100	57 70 72 72 70	6 8 9 10 8	Cable end closure without snap hook	zinc plated black	
			for matching pliers see product group 50 page 131		

	Art. No. / PU	length L	diameter D		
	06.0206.01 100	90	6	Cable End Closure with snap hook	zinc plated
	06.0208.01 100	120	8		
	06.0209.01 100	120	9		
	06.0210.01 100	120	10		
	06.0208.05 100	120	8		black
for matching pliers see product group 50, page 131					
	06.2406.01 250		6	Clip for cable and shock cord	zinc plated
	06.2408.01 250		8		
	06.2410.01 250		10		
	06.0720.00 1	20,2 m	6	TIR cable* fixed lengths with TIR cable ends	
	06.0721.00 1	21,0 m	6		
	06.0722.00 1	22,0 m	6		
	06.0733.00 1	33,0 m	6		
	06.0734.00 1	34,0 m	6		
	06.0736.00 1	36,0 m	6		
	06.0606.00 250	250 m	6	TIR cable* with wire inlay	
	06.5006.00 500	500 m	6		
	06.1006.00 1000	1000 m	6		
	06.0506.01 100	58	6	TIR cable ends	zinc plated
	05.2706.11 100		6	oval rivet	brass
	05.2815.30 100	21		nail for cable ends	aluminium






other special lengths with cable ends are available on request
*TIR cables are subject to have up to 20 cm longer lengths



Art. No. / PU	<div style="display: flex; justify-content: space-around; text-align: center;"> <div style="transform: rotate(-45deg); font-size: small;">position</div> <div style="transform: rotate(-45deg); font-size: small;">length</div> <div style="transform: rotate(-45deg); font-size: small;">diameter</div> </div>						
	Pos.	L	D				
50.1006.00 1			6				
50.1001.00 1	Pos. 1		7				
50.1106.00 1	Pos. 2		6				
50.1206.00 1	Pos. 3		6				
50.1306.00 1	Pos. 4		6				
06.0820.00 1		20,2 m	8	TIR cables fixed lengths with TIR cable ends			
06.0822.00 1		22,2 m	8				
06.0833.00 1		33,2 m	8				
06.0834.00 1		34,2 m	8				
06.0835.00 1		35,2 m	8				
06.0608.00 100		100 m	8	TIR cable with* wire inlay			
06.2508.00 250		250 m	8				
06.5008.00 500		500 m	8				
06.0508.01 100		70	8	TIR cable ends zinc plated			
05.2708.11 100			8	oval rivet brass			
05.2815.30 100		21		nail for cable end aluminium			
50.1008.00 1			8				
50.1001.00 1	Pos. 1		7				
50.1108.00 1	Pos. 2		8				
50.1208.00 1	Pos. 3		8				
50.1308.00 1	Pos. 3		8				

CABLES + CABLE ENDS

	Art. No. / PU	length L	diameter D		
	06.8105.42 200	200 m	5	rope 8-fold braided	white
	06.8106.42 200	200 m	6		
	06.8108.42 200	200 m	8		
	06.8008.48 250	250 m	8	rope 3 strands F = 1040 daN	polypropylen blue
	06.0408.01 100	75	8	connection tube for 8 mm cables	zinc plated
	06.2004.70 200	200 m	4	shock cord multifill, polyethylen, UV resistant	black
	06.2004.72 200	200 m	4		white
	06.2005.70 200	200 m	5		black
	06.2005.72 200	200 m	5		white
	06.2006.70 100	100 m	6		black
	06.2006.72 100	100 m	6		white
	06.2006.73 100	100 m	6		blue
	06.2008.70 100	100 m	8		black
	06.2008.71 100	100 m	8		grey
06.2008.72 100	100 m	8	white		
06.2008.73 100	100 m	8	blue		
06.2008.74 100	100 m	8	green		
06.2008.75 100	100 m	8	red		
06.2010.70 100	100 m	10	black		
06.2010.72 100	100 m	10	white		
06.2012.72 50	50 m	12	white		

Art. No. / PU	length width diameter					
	L	B	D			
06.2406.01 250 06.2408.01 250 06.2410.01 250			6 8 10	clip for cable and shock cord	zinc plated	
04.5506.00 100 04.5508.00 100 04.5510.00 100	64 78 79	18 21 22	6 8 10	spin hooks for elastic cable	zinc plated, black, polyamide covered	
06.2206.01 100 06.2208.01 100			6 8	wire clamp	zinc plated	
04.5606.43 100 04.5608.43 100	47 72	10 12	6 8	snap hook for shock cord	polyamide black	
06.3360.73 25 06.3380.73 25 06.3310.73 25 06.3312.73 25	600 800 1000 1200		9 9 9 9	shock cord 9 mm shock cord with spin hook on both ends	blue	

	Art. No. / PU	length L	diameter D		
	06.3020.72 50 06.3025.72 50 06.3035.72 50	200 250 350	4 4 4	loop 4 mm shock cord with pvc hook	white
	06.3020.70 50 06.3025.70 50 06.3035.70 50	200 250 350	4 4 4	loop 4 mm shock cord with pvc hook	black
	06.3460.72 25	600	8,5	tensioning belt SPPE with fastening piece and hook on both ends	beige
	06.3512.20 25	65	12	safety bolt with guide sleeve	stainless steel
				a perfect system to make swimming pool covers or small garden ponds safe	
	06.3713.72 25	130	6	loop with spin hook for tents and banners	white






Art. No. / PU	length L	diameter D	clip tensioner for 4–6 mm shock cord	black	
06.4205.43 100 06.4208.43 100		4–5 5–6			
06.2306.20 100 06.2308.20 100 06.2310.20 100		6 8 10	clips	stainless steel	
50.3508.00 1		pliers for 6–10 mm clips			



07

STRAPS

We cut, punch and rivet top quality pvc straps in our 2 factories. Special sizes are available on request.

Art. No. / PU	length		inner width	A x B			
	L	b					
07.8024.42 100	240	20			pvc straps for sliding roofs 1200 g/m ² with roller buckle	synthetic material white	
07.5530.42 60	60 m	100	A 300		holding straps for sliding roofs, 100 mm wide, distance between perforation about 300 mm, 1.200 g raw material	synthetic material pvc white	
07.5593.42 60	60 m	100	930		holding straps for sliding roofs, 100 mm wide, distance between perforation about 930 mm, 1.200 g raw material	synthetic material pvc white no picture	
07.5087.42 60	60 m	100			holding straps for sliding roof including 60 x 60 mm perforated edges, distance between perfo- ration about 930 mm	pvc white	
07.5360.42 100			60 x 60		punched pvc edges with strap 07.8024.42	synthetic material white	
07.5380.42 100			80 x 80		no picture		
07.5060.42 100		S 1,2	60 x 60		pvc punched edges loose	synthetic material white	
07.5080.42 100		1,2	80 x 80				
07.5090.42 100		2	90 x 110				

STRAPS

		<div style="display: flex; justify-content: space-around; width: 100%;"> distance length width </div>				
		A	L	B		
	Art. No. / PU					
	07.0120.40 100	20	200	20	pvc straps with roller buckle synthetic material, beige	
	07.0125.40 100	20	250	20		
	07.0130.40 100	20	300	20		
	07.0135.40 100	20	350	20		
	07.0150.40 100	20	500	20		
	07.0160.40 100	20	600	20		
	07.0170.40 100	20	700	20		
07.1000.40 100	20	1000	20			
	07.0220.40 100	20	85	20	pvc strap with roller buckle synthetic material, beige	
	07.0225.40 100	25	85	20		
	07.0320.40 100	20	85	25		
	07.0325.40 100	25	85	25		
	07.0520.40 100	20	85	20	pvc strap with roller buckle and pad synthetic material, beige	
	07.0525.40 100	25	85	20		
	07.0620.40 100	20	85	25		
	07.0625.40 100	25	85	25		
	07.0815.40 100	20	150	20	pvc straps synthetic material, beige	
	07.0817.40 100	20	170	20		
	07.0819.40 100	20	190	20		
	07.0825.40 100	20	250	20		
	07.0840.40 100	20	400	20		
	05.0520.40 500	20	40	20		back plates no picture synthetic material, beige
	07.0917.40 100	25	170	20	pvc straps synthetic material, beige	
	07.0919.40 100	25	190	20		
	07.1017.40 100	20	170	25		
	07.1019.40 100	20	190	25		
	07.1119.40 100	25	190	25		

Art. No. / PU	<div style="display: flex; justify-content: space-around; text-align: center;"> <div style="transform: rotate(-45deg); font-size: small;">distance</div> <div style="transform: rotate(-45deg); font-size: small;">length</div> <div style="transform: rotate(-45deg); font-size: small;">width</div> </div>					
	A	L	B			
07.0125.42 100 07.0130.42 100 07.0135.42 100 07.0150.42 100 07.0160.42 100 07.0170.42 100	20	250 300 350 500 600 700	20	pvc straps with roller buckle	synthetic material, white	
07.0220.42 100	20	85	20	pvc strap with roller buckle	synthetic material, white	
07.0520.42 100	20	85	20	pvc strap with roller buckle and pad	synthetic material, white	
07.0815.42 100 07.0817.42 100 07.0819.42 100	20	150 170 190	20	pvc straps	synthetic material, white	
05.0520.42 500	20	40	20	back plates no picture	synthetic material, white	
07.6020.01 100 07.6025.01 100 07.6030.01 100			20 25 30	roller buckle	zinc plated	
07.6520.01 100 07.6525.01 100 07.6530.01 100			20 25 30	loop	zinc plated	

		Art. No. / PU	distance A	length L	width B		
	07.2030.40 100 07.2040.40 100 07.2050.40 100	20	300	20	roll-up straps	synthetic material, beige	
	07.2140.40 100 07.2150.40 100	25	400	20			
	07.2220.40 100	20	82	20			strap with D-ring
		07.2420.40 100 07.2425.40 100	20	100	20	roll-up straps with pad	synthetic material, beige
		07.2520.40 100 07.2525.40 100	25	100	25		
			07.2820.40 100 07.2825.40 100	20	100	25	roll-up straps with pad
07.2825.40 100			25	100	25		
	07.3127.40 100	L 180	b 25	A x B 42 x 22	straps for oval eyelet 42 x 22 mm	synthetic material, beige	
	07.3015.41 100	L 115	b 15	A x B 27 x 8 27 x 7	VW straps for oval eyelet 27 x 7 mm and rectangular eyelets 27 x 8 mm	synthetic material, translucent synthetic material, beige	
	07.3015.40 100	115	15	27 x 8 27 x 7			





Art. No. / PU								
	Pos.	A	L				B	
07.4020.41 50 07.4022.41 50 07.4024.41 50			50 m	20	TIR straps s = 3 mm	synthetic material, translucent		
07.4220.40 70 07.4224.40 70			50 m	24	strap material s = 2 mm	synthetic material, beige		
03.6024.00 100	62	75	29	cam buckles for 24 x 3 mm TIR straps	zinc plated			
07.4535.41 100	28	350	24	door handle for side curtain	synthetic material, translucent			
02.0921.01 100 31.2928.20 100 02.2021.20 100	1 2 3	28 28 34	45 45 50	20 20 15	back plates for door handle	zinc plated stainl. steel stainl. steel		
07.5024.40 100			195	24	"Swiss"straps	pvc beige		

		<div style="display: flex; justify-content: space-around; font-size: small;"> distance length width </div>				
		A	L	B		
		Art. No. / PU	A	L	B	
	07.0125.43 100	20	250	20	pvc straps with roller buckle black	
	07.0135.43 100	20	350	20		
07.0160.43 100	20	600	20			
		07.8024.43 100	20	240	20	pvc straps with roller buckle black
	07.5060.43 100		S 1,2	60 x 60	pvc punched edges no picture pvc, black	
		07.0520.43 100	20	85	20	pvc straps with roller buckle and pad black
		07.0819.43 100	20	190	20	pvc straps black
		07.0825.43 100	20	250	20	
		07.0840.43 100	20	400	20	
		05.0620.43 500	20	40	20	back plates no picture black
		07.2030.43 100	20	300	20	pvc roll-up straps black
		07.2040.43 100	20	400	20	

Art. No. / PU	<div style="display: flex; justify-content: space-around; font-size: small;"> distance length width </div>					
	A	L	B			
07.2420.43 100	20	100	20	roll up straps with pad	black	
07.2220.43 100	20	82	20	straps with D-ring	black	
07.3127.43 100	L 180	B 25	A x B 42 x 22	straps for oval eyelet 42 x 22 mm	black	
07.3015.43 100	115	15	27 x 8	VW straps for oval eyelet 27 x 8 mm	black	
07.4220.43 70		L 50 m	B 20	strap material s = 2 mm	black	
07.6020.05 100			20	roller buckle	zinc plated-black	
07.6520.05 100			20	loop	zinc plated-black	

			length	width	diameter		
	Art. No. / PU	L	B	D			
 	08.0420.70 100	200		8	rubber tensioner with S-hook 04.6242.01	EPDM black	
	08.0425.70 100	250		8			
	08.0440.70 100	400		8			
 	08.0320.70 100	200		8	rubber tensioner (Ethylene Propylene Diene Monomer)	EPDM black	
	08.0325.70 100	250		8			
	08.0340.70 100	400		8			
 	04.6230.01 100	30	S	9	S-hooks	zinc plated	
	04.6238.01 100	40	3,8	11			
	04.6242.01 100	45	4,2	15			
	04.6257.01 100	60	5,7	18			
	08.0213.71 100	130		6	rubber tensioner natural rubber	grey	
	08.0208.71 100	80		5			

rubber tensioners are not UV resistant and should be used outdoors 2 months at the most

Art. No. / PU	length	width	diameter			
	L	B	D			
08.0528.70 100	280	50	8	rubber tensioner adjustable, natural rubber	black	
08.0618.70 50 08.0625.70 100	180 250	40 40	10 10	rubber tensioner natural rubber	black	
08.0901.70 10	10 m	32	10	rubber tensioner continous chain natural rubber	black	
08.0207.72 100 01.0110.30 100	70	7,5	10	banner tensioner stirrup eyelet H = 9 mm	EPDM white aluminium	

08

under pressure, high temperature and in connection with chemicals (so called 'softener' in pvc) the shown Indian rubber products may leave stubborn stains which cannot be removed

RINGS + RINGHOLDERS

		<div style="display: flex; justify-content: space-around; font-size: 8px; text-align: center;"> thickness width Ø inner </div>							
		s	B	d					
		Art. No. / PU							
		09.1020.01 100	3		20	round rings	zinc plated		
		09.1125.01 100	4		25				
		09.1130.01 100	4		30				
		09.1135.01 100	4		37				
		09.1140.01 100	4		40				
		09.1245.01 100	4,5		45				
		09.1350.01 100	5		50				
		09.1360.01 100	5		60				
		09.1370.01 100	5		70				
09.1455.02 100	6		55	steel stoven					
		09.1350.20 100		8		50	round rings	stainless steel	
		09.1350.42 100		6,0		50	round rings	pvc white	
		09.2022.01 100		3,2	22		D-rings	zinc plated	
		09.2022.01 500							
		09.2122.01 100		4	22				
		09.2225.01 100		4,5	25				
		09.2330.01 100		5	32				
		09.2435.01 100		5,5	35				
		09.2540.01 100		6	40				
		09.2540.02 100		6	40				steel stoven
		09.2550.02 100		6	55				
		09.2225.20 100		4	25		D-rings	stainless steel	
		09.2550.20 100		6	50				

Art. No. / PU	<div style="display: flex; justify-content: space-around; text-align: center;"> <div style="writing-mode: vertical-rl; transform: rotate(180deg);">distance</div> <div style="writing-mode: vertical-rl; transform: rotate(180deg);">width</div> <div style="writing-mode: vertical-rl; transform: rotate(180deg);">height</div> <div style="writing-mode: vertical-rl; transform: rotate(180deg);">diameter</div> </div>				A	B	H	D	Description	Material	Image
	A	B	H	D							
09.3020.01 100 09.3020.01 500	20	36	30	7	ring holder for HYMI® tool 60.6120.00	zinc plated					
05.0120.40 500	20	16			self piercing back plate must be ordered separately	polyamide, white					
04.6550.01 100	20	12	118	51	tent hook for HYMI® tool 60.6120.00	zinc plated					
05.0120.40 500	20	16			self piercing back plate must be ordered separately	polyamide white					
09.4201.01 100	20	34	35	11	ring holder with 2 holes	zinc plated					
09.4001.01 100 09.4001.01 500		12,5	35	8	ring holder with 1 hole	zinc plated					
09.4408.01 100 09.4408.01 500		30		10	ring holder to fix round rings on curtains with keder 7,5 mm	zinc plated					



10




TENT KEDER + KEDER RAILS

We produce a wide range of keder from 5.5 mm to 15 mm Ø. Due to the vertical range of manufacture - extrusion of the keder core, cutting the keder fabric, welding the keder - Miederhoff keder guarantees a consistently high quality. Special keder sizes are available on request.



Art. No. / PU	L	D	Fa	x			
10.0105.42 100 10.0107.42 100 10.0108.42 100	100	5,5	25	5	tent keder	white	
10.1105.42 100 10.1107.42 100 10.1108.42 100	100	5,5	25	5	tent keder	white	
10.2105.42 100 10.2107.42 100 10.2108.42 100 10.2207.42 100	100	5,5	20		tent keder	white	
10.2107.43 100 10.2108.43 100	100	7,5	20		light fabric, welded flap	black	
10.0105.43 100 10.0107.43 100 10.0108.43 100	100	5,5	25	5	tent keder	black	
10.1107.43 100 10.1108.43 100	100	7,5	30	8	tent keder	black	


TENT KEDER + KEDER RAILS

		Art. No. / PU	length	diameter	flap	welded part		
			L	D	Fa	x		
	<p>10.0115.82 15</p> <p>10.0110.82 150</p>	<p>15 10 55 20</p> <p>150 10 55 20</p>	<p>Rollfix keder</p> <p>single flap</p>	Panama white				
	<p>10.0113.82 150</p>	<p>150 13 55 12</p>	<p>tent keder</p> <p>single flap</p>	Panama white				
	<p>10.1108.82 150</p>	<p>150 8,5 30 8</p>	<p>tent keder</p> <p>two flaps</p>	Panama white				
	<p>10.1111.82 150</p> <p>10.1113.82 150</p>	<p>150 11 40 12</p> <p>150 13 42 12</p>	<p>tent keder</p> <p>two flaps</p>	Panama white				
	<p>10.1208.82 60</p> <p>10.1211.82 60</p> <p>10.1213.82 60</p>	<p>60 8,5 50 27</p> <p>60 11 70 50</p> <p>60 13 70 50</p>	<p>tent keder</p> <p>for repairs, two flaps</p>	Panama white				
	<p>10.1111.87 150</p> <p>10.1113.87 150</p>	<p>150 11 40 12</p> <p>150 13 42 12</p>	<p>tent keder</p> <p>two flaps, flame retardant quality B1 DIN 4102 made from resistant Low-Wick yarns</p>	Panama white				
	<p>10.1111.48 150</p> <p>10.1113.48 150</p>	<p>150 11 40 12</p> <p>150 13 42 12</p>	<p>tent keder</p> <p>two flaps, flame retardant quality B1 DIN 4102</p>	Panama white				


Art. No. / PU							
	L	D	Fa	x			
10.1111.83 150 10.1113.83 150	150 150	11 13	40 42	12 12	tent keder two flaps	Panama opaque, outside white, inside black	
10.1113.88 150	150	13	42	12	tent keder two flaps, flame retardant quality B1 DIN 4102		
10.1108.84 150 10.1111.84 150 10.1113.84 150	150 150 150	8,5 11 13	30 40 42	8 12 12	tent keder two flaps	Panama, opaque, outside silver, inside black	
10.1111.47 150 10.1113.47 150	150 150	11 13	40 42	12 12	tent keder two flaps, flame retardant quality B1 DIN 4102	Panama opaque, outside white, inside black	
10.1107.89 150 10.1108.89 150	150 150	7,5 8,5	30 30	8 8	tent keder 2.200 dtex, two flaps	white	
10.1111.89 150 10.1113.89 150	150 150	11 13	40 42	12 12	tent keder 2.200 dtex, two flaps	white	
10.1113.92 150	150	13	42	12		black	
10.1113.90 150 10.1113.91 150	150 150	13 13	42 42	12 12	tent keder 2.200 dtex, two flaps, made from resistant Low-Wick yarns	white outside white, inside black	

FRANZ MIEDERHOFF

PRINT KEDER



- the perfect keder for signs and banners
- suitable for HF welding



	Art. No. / PU	L	D	Fa		
<p>Ø = 13 / F = 35 Ø = 7,5 / F = 15</p>	10.0715.42 100	100	7,5	15	Print keder white single flap, light fabric, for indoor use	
	10.0730.42 100	100	7,5	30		
	10.0815.42 100	100	8,5	15		
	10.0830.42 100	100	8,5	30		
	10.0830.89 100	100	8,5	30	Print keder, single flap white 2.200 dtex, for outdoor use	
	10.1035.89 100	100	10	35		
	10.1335.89 100	100	13	35		
		50.7075.00 1		750		wheel for all keders up to Ø 8 mm

Your favourite keder for digital printings!

FRANZ MIEDERHOFF


KEDER

Double-coated

- double coated fabric
- UV protected
- resistant to weather

The double coated fabric protects this keder against wear and tear and dirt and has a longer life compared to others. The double coated keder is suitable for HF welding.

Art. No. / PU	length	diameter	flap	welded part		
	L	D	Fa	x		
10.0111.95 150	150	11	50	10	tent keder	Panama white
10.0113.95 150	150	13	50	10	single flap, single flap	
10.1111.95 150	150	11	40	10	double coated	
10.1113.95 150	150	13	40	10		
10.0111.96 150	150	11	50	10	tent keder	Panama black
10.0113.96 150	150	13	50	10	single flap	
10.1111.96 150	150	11	40	10	double coated	
10.1113.96 150	150	13	40	10		



10

flame retardant quality is available upon request.

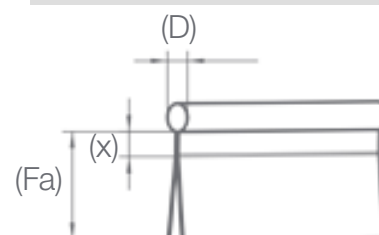
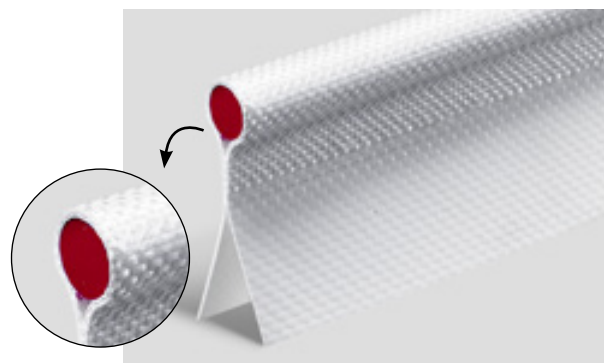
FRANZ MIEDERHOFF

SPECIAL KEDER

Special keder sizes are available on request

Please specify:

- type of keder (single flap / double flap)
- sizes: diameter (D)
welded selection (x)
length of flap (Fa)
- fabric i.e 2.200 dtex, Panama, flame retardant




please use the QR code to have direct access to the enquiry form



- easy to change
- sewable
- weldable


FRANZ MIEDERHOFF

KEDER


Art. No. / PU	length / diameter / flap / welded part				Keder for awnings	Panama
	L	D	Fa	x		
10.1156.42 100	100	5,6	25	10		




flat winding



sewable













easy to change



weldable

TENT KEDER + KEDER RAILS





	Art. No. / PU	length	width	height		
		L	B	H		
	10.0425.30 1	6 m	25	9	keder rail for 5,5 mm keder	aluminium
	10.0430.30 1	6 m	30	14	keder rails for 7,5–9 mm keder	aluminium
	10.0450.30 1	6 m	50	21	keder rail for keder 10–13 mm	aluminium
	10.0431.30 1	6 m	30	14	keder rail for mounting at the ceiling for keder 7,5–9 mm	aluminium

Art. No. / PU	length	width	height			 
	L	B	H			
10.0525.30 1 10.0544.30 1	2,5 m 6 m	44	17	keder rail, double for 7,5–10 mm	aluminium	
32.1305.44 1	44	17		end cap for rail 10.0525.30 10.0544.30	pvc, grey	
10.0554.30 1	6 m	54	14,5	keder rail, double for keder 7,5–9 mm	aluminium	 
10.0550.30 1	6 m	50	21	keder rail, double aluminium for keder 10–13 mm	aluminium	 






TENT KEDER + KEDER RAILS



	Art. No. / PU	A	L	s	B	D		
	04.6116.01 100	20	74		10	16	keder hook	zinc plated
	04.6116.01 500						swan hook	
	05.0120.40 500	20	36		16		self piercing back plate	polyamide, white
							H = 10 mm	must be ordered separately
							HYMI® tool page 141	hand tool page 131
	04.6016.01 100	20	64		10	16	keder hook	zinc plated flat
	05.0120.40 500	20	36		16		self piercing back plate	polyamide, white
							H = 10 mm	must be ordered separately
							HYMI® tool page 141	hand tool page 131
	04.6320.01 100	20	56		11	12	tent hook	zinc plated
	05.0120.40 500	20	36		16		self piercing back plate	polyamide, white
							H = 10 mm	must be ordered separately
							HYMI® tool page 141	hand tool page 131
	04.0210.42 100	20	65	4		10	keder hook	polyamide, white
							diameter 10 mm	
	05.0120.42 500	20	36		16		self piercing back plate	polyamide, white
							H = 12 mm	must be ordered separately
							HYMI® tool page 141	hand tool page 131
	04.0208.42 100	20	65		8		keder hook	polyamide, white
	04.0212.42 100	20	65		12			
	05.0120.42 500	20	36		16		self piercing back plate	polyamide, white
							H = 12 mm	must be ordered separately
							HYMI® tool page 141	hand tool page 131

Art. No. / PU	length	diameter	width			
	L	D	B			
10.4060.42 100	110	6	60	toggle for sewing only	polyamide, white	
10.4001.42 100	110	6		loop for sewing only	polyamide, white	
10.4060.43 100	110	6	60	toggle for sewing only	black	
10.4001.43 100	110	6		loop for sewing only	black	
10.4160.42 100			60	toggle for self-assembling	polyamide, white	
10.4160.43 100			60	toggle for self-assembling	black	
10.4360.42 100	90		60	toggle with shock cord	polyamide, white	
10.4220.42 100	20		24	housing polyamide	white	
10.4218.42 100	180	5,3		cord	polyamide, white	
10.4218.43 100	180	5,3		cord	polyamide, black	
10.4318.42 100	180	5,3		shock cord	white	

TENT KEDER + KEDER RAILS

	Art. No. / PU	length L	thickness s	width B		
	10.4703.51 65	65	0,3	1400	tent window sheet	transparent
	10.4705.51 40	40	0,5	1400		
	10.4708.51 25	25	0,8	1400		
	10.4710.51 20	20	1,0	1400		
	10.4705.87 40	40	0,5	1400	flame retardant B 1 DIN 4102	The sheet is subject to a shrug process after it is unrolled!
	10.4605.51 40	40	0,5	1400	tent window sheet premium quality	transparent
	10.4608.51 25	25	0,8	1400		
	10.6050.42 50	50	3	50	coarse coating weldable	white grey grey
	10.6050.45 50	50	3	50		
	10.6010.45 25	25	3	100		
	10.6250.42 50	50	3	50	warp splint weldable	white grey grey
	10.6250.45 50	50	3	50		
	10.6210.45 25	25	3	100		
	10.6325.43 1	1,3	0,6	25	warp splint stiff	black
	10.6350.43 1	1,3	0,6	50		

Art. No. / PU	length	thickness	width			
	L	s	B			
10.6125.42 50 10.6125.43 50 10.6150.42 50 10.6150.43 50	50	3	25	coarse coating self adhesive	white	
	50	3	25		black	
	50	3	50		white	
	50	3	50		black	
10.6425.42 50 10.6425.43 50 10.6450.42 50 10.6450.43 50	50	3	25	warp splint self adhesive	white	
	50	3	25		black	
	50	3	50		white	
	50	3	50		black	
10.5825.42 25 10.5825.43 25 10.5850.42 25 10.5850.43 25	25	3	25	coarse coating sewable	white	
	25	3	25		black	
	25	3	50		white	
	25	3	50		black	
10.5625.42 25 10.5625.43 25 10.5650.42 25 10.5650.43 25	25	3	25	warp splint sewable	white	
	25	3	25		black	
	25	3	50		white	
	25	3	50		black	
10.5725.43 25	25	5	25	hook tape self adhesive	black	



11

RAILS

We produce rollers and have stocks of all rails available in our warehouses.

Art. No. / PU							rails		
	b	L	s	B	H	P			
11.0513.01 1	5	6 m	1,3	19	19	13	rails	zinc plated	
11.0545.01 1	8	6 m	1,4	25	24	45			
11.0510.01 1	8,7	6 m	1,7	30	28	100			
11.0530.01 1	12	6 m	2,5	40	35	300			
11.0213.01 1	5		1,3	19	19	13	curve 90°	zinc plated	
11.0245.01 1	8		1,4	25	24	45			
11.0210.01 1	8,7		1,7	30	28	100			
11.0230.01 1	12		2,5	40	35	300			
	radius approx 0,6 m, flat length L = 2 m curve ends 50 cm straight								
11.2013.01 1						13	wall sleeve	zinc plated	
11.2045.01 1						45			
11.2010.01 1						100			
11.2030.01 1						300			
11.2210.01 1						100	wall sleeve, double	zinc plated	
11.2230.01 1						300			
11.2113.01 1						13	ceiling sleeve	zinc plated	
11.2145.01 1						45			
11.2110.01 1						100			
11.2130.01 1						300			

The rail holders should be fixed each 750 mm.






	Art. No. / PU	P	type	
	11.2310.01 1 11.2330.01 1	100 300	ceiling sleeve, double	zinc plated
	11.2410.01 1 11.2430.01 1	100 300	sleeve adjustable in height	zinc plated
	11.2710.01 1 11.2730.01 1	100 300	wall angle for 11.2410.01/ 11.2430.01	zinc plated
	11.3013.01 1 11.3045.01 1 11.3010.01 1 11.3030.01 1	13 45 100 300	rail end pieces	zinc plated
	11.2513.01 1 11.2545.01 1 11.2510.01 1 11.2530.01 1	13 45 100 300	connecting sleeve	zinc plated


The rail holders should be fixed with a distance of approx. 750 mm



Art. No. / PU	A	L	Br	D	P			
11.2645.03 1 11.2610.03 1 11.2630.03 1					45 100 300	sleeve socket for welded constructions	iron	
11.0645.01 1 11.0645.01 50	20	72	19	20	45	roller with ball bearing	zinc plated	
11.0610.01 1 11.0610.01 50	20	72	21	22	100			
05.0120.40 500	20					self piercing back plate must be ordered separately	pvc, white	
								HYMI® tool page 141 hand tool page 131
11.0945.01 1 11.0910.01 1	20	72	19	20	45	double roller with steel ball bearing	zinc plated	
	20	72	22	22	100			
05.0120.40 500	20					self piercing back plate must be ordered separately	pvc, white	
								HYMI® tool page 141 hand tool page 131
11.0745.01 1 11.0745.01 50	28	85	19	20	45	roller with steel ball bearing	zinc plated	
11.0710.01 1 11.0710.01 50	28	85	21	22	100			
31.2428.20 100 31.2428.20 10	28					back plate with screws must be ordered separately	stainless steel	
11.0845.01 1 11.0810.01 1	28	85	19	20	45	double roller with steel ball bearing	zinc plated	
	28	85	21	22	100			
31.2428.20 10 31.2428.20 100	28					back plate with screws must be ordered separately	stainless steel	

distance
length
thickness
width of roll
diameter
type

	Art. No. / PU	A	L	s	Br	D	P	
	11.1645.01 1 11.1645.01 50	60	19	20	45			roller with steel ball bearing 1 hole zinc plated
	11.1610.01 1 11.1610.01 50	60	21	22	100			
	04.6301.01 100	43	3,5		16			S-hook for roller must be ordered separately zinc plated
	11.5010.01 1 11.5010.01 50	45	21	22	100			roller with steel ball bearing with slot 50 mm zinc plated
	11.2910.01 1 11.2910.01 50	28	75		21	22	100	roller with steel ball bearing zinc plated
	31.2428.20 10 31.2428.20 100	28						back plate with screws must be ordered separately stainless steel
	11.1910.01 1	28	75		21	22	100	double roller with steel ball bearing zinc plated
	31.2428.20 10	28						back plate with screws must be ordered separately stainless steel
	11.0645.42 10 11.0610.42 10	20	74		17	19	45	curtain roller with ball bearing polyamide white
	05.0120.42 500	20	76		21	22	100	self piercing back plate must be ordered separately polyamide white
	11.0645.43 10 11.0610.43 10							curtain roller with ball bearing polyamide-schwarz
	05.0120.43 500							self piercing back plate must be ordered separately polyamide-schwarz

Art. No. / PU	distance					type			
	A	L	s	Br	D				P
11.0313.42 10	32			15	16	13	curtain roller without ball bearing	polyamide white	
11.0345.42 10	43			19	20	45	curtain roller with ball bearing	polyamide white	
11.0310.42 10	49			22	23	100			
11.0330.42 10	58			28	27	300			
04.6301.01 100	43	3,5				16	S-hook for curtain roller must be ordered separately	zinc plated	
11.0413.42 1	40			15	16	13	curtain roller without ball bearing	polyamide white	
11.0445.42 1	43			19	20	45	curtain roller with ball bearing	polyamide white	
11.0410.42 1	49			22	23	100			
04.6301.01 100	43	3,5				16	S-hook for curtain roller must be ordered separately	zinc plated	
11.1030.01 1	28	116		28	28	300	roller with ball bearing	zinc plated	
11.1030.01 50									
31.2428.20 10	28						back plate with screws must be ordered separately	stainless steel	
31.2428.20 100									
11.1130.01 1	28	116		28	28	300	double roller with ball bearing	zinc plated	
31.2428.20 10	28						back plate with screws must be ordered separately	stainless steel	
31.2428.20 100									
11.6530.01 1	58			28	28	300	roller with ball bearing with 50 mm slot	zinc plated	
11.6530.01 50									






RAIL SYSTEM FOR DECORATIVE BLINDS

- decorative
- simple assembly on walls or on ceilings
- for indoor and outdoor

		length	width	height		
	Art. No. / PU	L	B	H		
	11.4030.45 1	3 m	30	35	aluminium rail powder-coated, anthracite RAL 7016	aluminium
	11.4030.42 1	3 m	30	35	aluminium rail powder-coated, white, RAL 9016	aluminium
	11.4130.01 1	150	25	4	connector	zinc plated
	11.4128.01 1				ceiling bracket	
	11.4129.45 1				wall angle with screws to fix on ceilings, powder-coated, anthracite RAL 7016	aluminium
	11.4129.42 1				wall angle with screws to fix on ceilings, powder-coated, white, RAL 9016	aluminium



Art. No. / PU	A	L	s	Br	D	P			
11.4099.42 1							end cap white RAL 9016	pvc white	
11.4099.43 1							end cap black	pvc black	
11.0645.42 10 11.0610.42 10 05.0120.42 500	20	74		17	19	45	curtain roller with ball bearing	polyamide white	
11.0645.43 10 11.0610.43 10 05.0120.43 500	20	76		21	22	100	self piercing back plate must be ordered separately	polyamide white	
							curtain roller with ball bearing	polyamide schwarz	
							self piercing back plate must be ordered separately	polyamide schwarz	
11.0345.42 10 11.0310.42 10	43			19	20	45	curtain roller with ball bearing	pvc white	
04.6301.01 100	43	3,5				16	S-hook for curtain roller must be ordered separately	zinc plated	
11.0445.42 10 11.0410.42 10	43			19	20	45	curtain roller with ball bearing	pvc, white	
04.6301.01 100	43	3,5				16	S-hook for curtain roller must be ordered separately	zinc plated	
11.3045.01 1							rail end piece		

	Art. No. / PU	length width height					
		L	B	H	S		
	11.5510.20 1	984				Hook-on-track	stainless steel
	11.5515.20 1	1230					
	11.5520.20 10	200				clamping plate	stainless steel
	11.5530.20 10	300					
	11.5550.51 50	50 m	200		2	pvc strip	flame retardant according to B 1 - on request
	11.5525.51 25	25 m	300		3		



STRIP DOORS

- metal parts from stainless steel
- pvc strips
- food safe
- easy to fix
- easy to exchange individual parts

food safe



Installation

Length of strips

Cut the strips according to the opening size and the attachment of the hook -on-track as follows:


under lintel: height minus 40 mm

face fix: height minus 20 mm

Note:

the length of the strips is the height of the opening.

It is recommended to fix approx 10 mm longer strips and cut them after the installation is done.



Attach the strips

Mark the positions of the holes accurately and drill the holes with a 5 mm drill. Put the stripes between the two halves of the clamping plates.


Riveting of sheets and strips

200 x 2 mm: Rivet length 8 mm

300 x 3 mm: Rivet length 10 mm

Overlapping of the strips

variable






12


FLAT KEDER

Our flat keder is produced on our modern extruders in Sundern. We use 100% granules to guarantee a constant shore hardness. We make sure that top quality is produced and monitor the production process with laser technology.



FOR SEWING · EASY TO PUT IN ·
FREE OF TWISTING · UV-STABLE · DURABLE



Benefit from the interaction of high-quality materials, continuous quality controls and Miederhoff services.



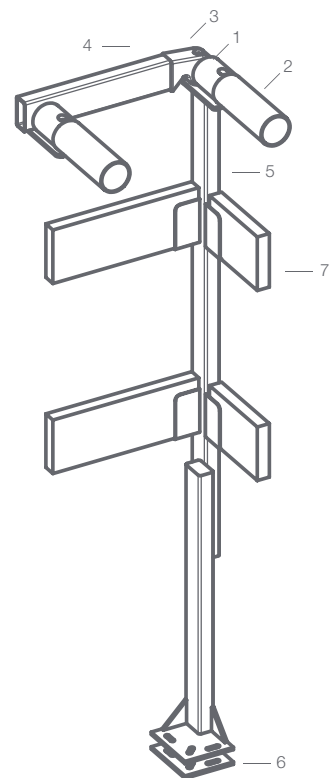
FOR A NEAT RESULT

coil	200 lfm	400 lfm	500 lfm
inside Ø	75 mm	75 mm	75 mm
outside Ø cover	300 mm	300 mm	450 mm
height	245 mm	245 mm	245 mm

FLAT KEDER

	Art. No. / PU	length width height				
		L	B	H		
	12.0108.51 400	400 m	8	3	Flat Keder 8 x 3 100 % pvc 400 m rolls	clear satinized
	12.0112.51 200 12.0212.51 500	200 m 500 m	12	3	Flat Keder 12 x 3 100 % pvc 200 m rolls 500 m rolls	clear satinized
	12.0412.51 200	200 m	12	2,7	Flat Keder 12 x 2,7 100 % pvc 200 m rolls	clear satinized ridged
	12.0114.51 200 12.0214.42 200	200 m 200 m	14	3	Flat Keder 14 x 3 100 % pvc 200 m rolls Flat Keder 14 x 3 100 % pvc 200 m rolls	clear satinized white
	12.0314.51 200	200 m	14	3	Flat Keder 14 x 3 100 % pvc 200 m rolls	clear satinized, ridged

Art. No. / PU						
	L	B	H			
12.0115.51 200 12.0215.51 500	200 m 500 m	15	3	Flat Keder 15 x 3,5 100 % pvc 200 m rolls 500 m rolls	clear satinized	
12.0315.51 200	200 m	15	3	Flat Keder 15 x 3,5 with lip 100 % pvc 200 m rolls	clear satinized	
12.0312.51 200	200 m	12	5	Piping Keder 12 x 5 100 % pvc 200 m rolls	clear satinized	
12.0414.51 200	200 m	14	4	Piping Keder 14 x 4 100 % pvc 200 m rolls	clear satinized	
50.7077.00 1				dereeler for 200 m rolls for 400 m rolls core hole diameter 75 mm		
50.7076.00 1				dereeler for 500 m rolls core hole diameter 75 mm		



the perfect solution for
commercial vehicles up to
4,50 m

- sturdy construction
- simple assembly
- variable lengths/heights
- high-quality galvanised parts

20

TARPAULIN FRAME

The tarpaulin frame set is a perfect solution for commercial vehicles up to 4,50 m length. The standard construction heights are 1,60 m, 1,80 m and 2,00 m. The standard roof bows are supplied in straight lengths or with 8 cm inclination. We also produce special sizes. All metal parts are zinc plated and connected with pvc parts

which makes the frame durable for a long time.

Art. No. / PU	width diameter height			Description	Material	Image
	B	D	H			
20.0260.43 1		60		plug for tube	black	
20.0160.01 1		60		tube 60 x 1,2 x 6200 mm maximum bow frame length 5,00 m	zinc plated	
20.0560.43 1				end cap for clamp	pvc, black	
20.0325.01 1				clamp, 8 cm inclined	zinc plated	
20.0375.01 1				2,00 m wide 2,55 m wide		
20.0320.01 1				clamp, straight	zinc plated	
20.0300.01 1				2,00 m wide 2,55 m wide		
20.2016.01 1				pillar 1,60 m height 1,80 m height 2,00 m height	zinc plated	
20.2018.01 1						
20.2020.01 1						
20.2101.01 1	100		120	back plate	zinc plated	
20.2116.01 1				pillar for construction with heightenings 1,60 m height 1,80 m height 2,00 m height	zinc plated	
20.2118.01 1						
20.2120.01 1						
20.1031.00 1	25		110	lath 25 x 110 mm, 3 m 25 x 110 mm, 4 m 25 x 110 mm, 5 m	timber	
20.1040.00 1	25		110			
20.1050.00 1	25		110			
20.1031.30 1	25		100	lath 25 x 100 mm, 3 m 25 x 100 mm, 4 m 25 x 100 mm, 5 m	aluminium	
20.1040.30 1	25		100			
20.1050.30 1	25		100			
20.1025.43 1	25		100	end cap for aluminium lath	pvc, black	



31

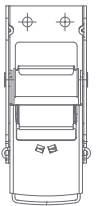
SIDE CURTAIN SYSTEMS

The Miederhoff buckles are produced on most modern production facilities in Sundern. With constant product development and quality control we make sure that Miederhoff side curtain accessories are matched to each other and are easy for use to you.



FRANZ MIEDERHOFF

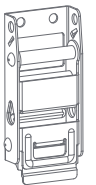
OVER CENTER
BUCKLES TYPE 20



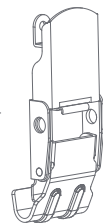
OVER CENTER BUCKLES



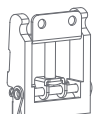
BUCKLES POSITIVE LOCK




DIRECT BUCKLES

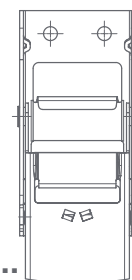


QUICK SLIDE BUCKLE




	Art. No. / PU	distance / length / width / height					
		A	L	B	H		
	31.0848.25 1 31.0848.25 50 certified	28	150	60	20	Over Center Buckle Type 20 with spring lock single	stainless steel



OVER-CENTER-TYPE 20




The certified Over Center Buckle Type 20, with spring lock - compact, light, convenient, safe, construction height: 20 mm ...

	31.5542.08 1 31.5542.08 50 certified	28	150	60	20	Over Center Buckle Type 20 with spring lock with polyester webbing and flat hook M42, zinc nickel plated	stainless steel
	31.5542.20 1 31.5542.20 50 certified	28	150	60	20	Over Center Buckle Type 20 with spring lock with polyester webbing and flat hook M42, stainless steel	stainless steel

Certificates DIN EN 12641-2

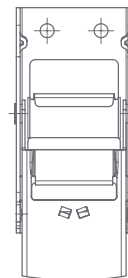
Art. No. / PU	<div style="display: flex; justify-content: space-around; text-align: center;"> <div style="transform: rotate(-45deg); font-size: small;">distance</div> <div style="transform: rotate(-45deg); font-size: small;">length</div> <div style="transform: rotate(-45deg); font-size: small;">width</div> <div style="transform: rotate(-45deg); font-size: small;">height</div> </div>				A	L	B	H			
	A	L	B	H							
31.5551.08 1 31.5551.08 50 certified	28	150	60	20	Over Center Buckle Type 20 with spring lock with polyester webbing and flat hook M52, zinc nickel plated	stainless steel					
31.5551.20 1 31.5551.20 50 certified	28	150	60	20	Over Center Buckle Type 20 with spring lock with polyester webbing and flat hook M52, stainless steel	stainless steel					
31.5548.20 1 31.5548.20 50	28	150	60	20	Over Center Buckle Type 20 with spring lock with polyester webbing and rave hook, zinc plated	stainless steel					

standard length webbing: 65 cm. Also available in 85 cm length


Art. No. / PU	distance	length	width	height		
	A	L	B	H		
 31.0648.25 1 31.0648.25 50	28	143	60	20	Over Center Buckle Type 20 single	stainless steel




OVER-CENTER-TYPE 20

BUCKLE

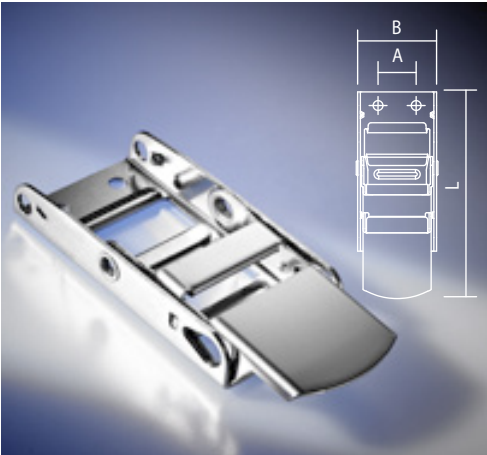


This buckle can be retrofitted with a spring.

 31.4342.08 1 31.4342.08 50	28	143	60	20	Over Center Buckle Type 20 with polyester webbing and flat hook M42, zinc nickel plated	stainless steel
	28	143	60	20	Over Center Buckle Type 20 with polyester webbing and flat hook M42, stainless steel	stainless steel

Art. No. / PU	<div style="display: flex; justify-content: space-around; text-align: center;"> <div style="writing-mode: vertical-rl; transform: rotate(180deg);">distance</div> <div style="writing-mode: vertical-rl; transform: rotate(180deg);">length</div> <div style="writing-mode: vertical-rl; transform: rotate(180deg);">width</div> <div style="writing-mode: vertical-rl; transform: rotate(180deg);">height</div> </div>				A	L	B	H	Description	Material	Image
	A	L	B	H							
31.4351.08 1 31.4351.08 50	28	143	60	20	Over Center Buckle Type 20 with polyester webbing and flat hook M52, zinc nickel plated	stainless steel					
31.4351.20 1 31.4351.20 50	28	143	60	20	Over Center Buckle Type 20 with polyester webbing and flat hook M52, stainless steel	stainless steel					
31.4348.20 1 31.4348.20 50	28	143	60	20	Over Center Buckle Type 20 with polyester webbing and rave hook, zinc nickel plated	stainless steel					


standard length webbing: 65 cm. Also available in 85 cm length


Art. No. / PU	distance	length	width	height		
	A	L	B	H		
 31.0948.20 1 31.0948.20 50	28	152	57	24	over center buckle single	stainless steel



OVER-CENTER

FM BUCKLE

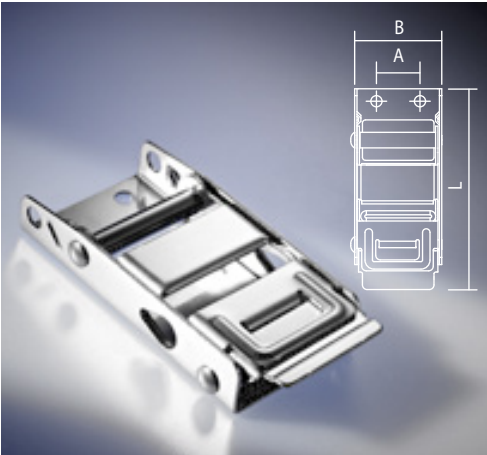
the classical buckle · easy to handle, proven millions of times!



 31.1342.08 1 31.1342.08 50	28	152	57	24	over center buckle with polyester webbing and flat hook M42, zinc nickel plated	stainless steel
	31.1342.20 1 31.1342.20 50					over center buckle with polyester webbing and flat hook M42, stainless steel

Art. No. / PU	<div style="display: flex; justify-content: space-around; text-align: center;"> <div style="transform: rotate(-45deg); font-size: small;">distance</div> <div style="transform: rotate(-45deg); font-size: small;">length</div> <div style="transform: rotate(-45deg); font-size: small;">width</div> <div style="transform: rotate(-45deg); font-size: small;">height</div> </div>				A	L	B	H			
	A	L	B	H							
31.1351.08 1 31.1351.08 50	28	152	57	24	over center buckle with polyester webbing and flat hook M52, zinc nickel plated	stainless steel					
31.1351.20 1 31.1351.20 50	28	152	57	24	over center buckle with polyester webbing and flat hook M52, stainless steel	stainless steel					
31.1348.20 1 31.1348.20 50	28	152	57	24	over center buckle with polyester webbing and rave hook, zinc plated	stainless steel					

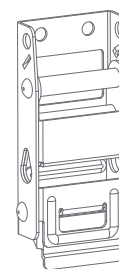
standard length webbing: 65 cm. Also available in 85 cm length

	Art. No. / PU	distance					
		A	L	B	H		
	31.0548.20 1 31.0548.20 50	28	130	59	22	buckle positive lock push tab release single	stainless steel
	31.0551.20 1 31.0551.20 50	28	130	59	22	with brake single	stainless steel
	certified						

POSITIVE LOCK

FM BUCKLE

certified safety buckle, with and without brake, load bearing capacity F 10 KN, perfect look



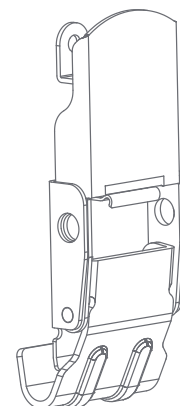
	31.1542.08 1 31.1542.08 50	28	130	59	22	buckle positive lock push tab release with brake, polyester web- bing and flat hook M42, zinc nickel plated	stainless steel
	31.1542.20 1 31.1542.20 50	28	130	59	22	buckle positive lock push tab release with brake, polyester web- bing and flat hook M42 stainless steel	stainless steel
	certified						
	certified						



Art. No. / PU							
	A	L	B	H			
31.1551.08 1 31.1551.08 50 certified	28	130	59	22	buckle positive lock push tab release with brake, polyester web- bing and flat hook M52, zinc nickel plated	stainless steel	
31.1551.20 1 31.1551.20 50 certified	28	130	59	22	buckle positive lock push tab release with brake, polyester web- bing and flat hook M52, stainless steel	stainless steel	
31.1554.20 1 31.1554.20 50	28	130	59	22	buckle positive lock push tab release with break, polyester webbing and rave hook, zinc plated	stainless steel	
31.1642.08 1 31.1642.08 50	28	130	59	22	buckle positive lock push tab release with polyester webbing and flat hook M42, zinc nickel pl.	stainless steel	
31.1642.20 1 31.1642.20 50	28	130	59	22	buckle positive lock push tab release with polyester webbing and flat hook M42	stainless steel	
31.1555.08 1 31.1555.08 50	28	130	59	22	buckle positive lock push tab release with polyester webbing and flat hook M52, zinc nickel pl.	stainless steel	
31.1555.20 1 31.1555.20 50	28	130	59	22	buckle positive lock push tab release with polyester webbing stainless steel	stainless steel	
31.1548.20 1 31.1548.20 50	28	130	59	22	buckle positive lock push tab release with break, polyester webbing and rave hook, zinc plated	stainless steel	

standard length webbing: 65 cm. Also available in 85 cm length

DIRECT FM BUCKLE

- certified buckle
- time-saving handling
- fast opening and closing
- long life
- perfect look





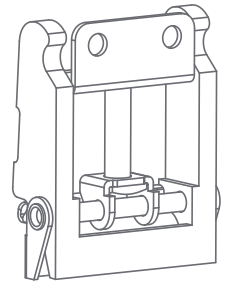
	A	L	B	H		
 <p>31.0448.20 1 31.0448.20 50</p> <p>certified</p>	28	160	60	21	direct buckle with 30 mm adjustment screw, load bearing capacity: 10Kn	stainless steel
 <p>31.0048.20 1 31.0048.20 50</p>	28	160	60	21	direct buckle with 40 mm adjustment screw	stainless steel

The articles indicated as 'certified' have been certified as single component or within a segment examination and can be used to manufacture a tarpaulin with load security (according to BKTex-guideline, DEKRA guideline DC9.5 EN 126421-2 VDI 2700). Please note that the use of these components does not inescapably mean that the tarpaulin is certified. In case of questions please contact us.

QUICK-SLIDE

BUCKLE

- the invisible one
- perfect look
- for commercial vehicles up to 7,50 m length



Art. No. / PU	distance				A	L	B	H	Description	Material	Image
	length	width	height								
31.0160.43 1 31.0160.43 50	28	82	60	24					quick slide buckle with 30 mm adjustment screw	pvc black	
31.2428.20 10 31.2428.20 100	28	45	20					back plate with screws	stainless steel		
31.0263.20 1 31.0263.20 50		180	63	18				profile 180 mm incl. 4 drills 5,5 mm	stainless steel		

SIDE CURTAIN SYSTEMS

		length / width / thickness / height					
		L	B	s	H		
	Art. No. / PU 31.2342.08 1 certified		65	3	42	flat hook M42	zinc-nickel plated
	31.2342.20 1 certified		65	3	42	flat hook M42	stainless steel
	Art. No. / PU 31.2351.08 1 certified		62	3	56	flat hook M52	zinc-nickel plated
	31.2351.20 1 certified		62	3	56	flat hook M52	stainless steel
	Art. No. / PU 31.2150.01 1		50	10		rave hook	zinc plated
	Art. No. / PU 31.2248.00 100	100	44	2,3	44	webbing tear resistance 2.400 kg	polyester black
	Art. No. / PU 31.2248.45 100	100	44	2,3		webbing tear resistance 2.400 kg	polyester silver

The articles indicated as 'certified' have been certified as single component or within a segment examination and can be used to manufacture a tarpaulin with load security (according to BKTex-guideline, DEKRA guideline DC9.5 EN 126421-2 VDI 2700). Please note that the use of these components does not inescapably mean that the tarpaulin is certified. In case of questions please contact us.

Art. No. / PU						
	L	s	B			
31.2665.08 1 31.2665.08 50 certified	650	2,3	44	webbing with flat hook M42, zinc-nickel plated	polyester black	
31.2665.43 1 31.2665.43 50 certified	650	2,3	44	webbing with flat hook M42, stainless steel		
31.2665.28 1 31.2665.28 50 certified	650	2,3	44	webbing with flat hook M42, zinc-nickel plated	polyester silver	
31.2665.44 1 31.2665.44 50 certified	650	2,3	44	webbing with flat hook M42, stainless steel		
31.2465.08 1 31.2465.08 50 certified	650	2,3	44	webbing with flat hook M52, zinc-nickel plated	polyester black	
31.2465.43 1 31.2465.43 50 certified	650	2,3	44	webbing with flat hook M52, stainless steel		
31.2465.28 1 31.2465.28 50 certified	650	2,3	44	webbing with flat hook M52, zinc-nickel plated	polyester silver	
31.2465.44 1 31.2465.28 50 certified	650	2,3	44	webbing polyester, with flat hook M52, stainless steel		
31.2065.43 1 31.2065.43 50	650	2,3	44	webbing with rave hook, zinc plated	polyester black	
31.2065.44 1 31.2065.44 50	650	2,3	44	webbing with rave hook, zinc plated	polyester silver	

standard webbing length: 65 cm. Also available in 85 cm

SIDE CURTAIN SYSTEMS

distance
length
thickness
diameter
width of roll
vertical plate

		Art. No. / PU	A	L	s	D	Br	Bst		
	31.3445.01 1 31.3445.01 50 certified	28	105	5	35	30	45	roller for Edscha rail	zinc plated	
	31.4050.01 1 31.4050.01 50 certified	60	5	35	30	65	roller with ball bearing for strap width 50 mm	zinc plated		
	31.3265.01 1 31.3265.01 50	60	5	35	30	65	roller, double with ball bearing for strap width 50 mm	zinc plated		
	31.3635.01 1 31.3635.01 50	28	123	5	35	30	40	roller for Edscha rail	zinc plated	
	31.3435.01 1 31.3435.01 50	28	128	5	35	30	40	roller for Edscha rail	zinc plated	
	31.3442.01 1 31.3442.01 50 certified	60	5	32	19	75	roller, double single-sided, with ball bearing, with 50 mm slot	zinc plated		
	31.3403.01 1 31.3403.01 50	67	5	32	35	25	roller, double single-sided, Trike, with ball bearing, with 50 mm slot	zinc plated		

The articles indicated as 'certified' have been certified as single component or within a segment examination and can be used to manufacture a tarpaulin with load security (according to BKTex-guideline, DEKRA guideline DC9.5 EN 126421-2 VDI 2700). Please note that the use of these components does not inescapably mean that the tarpaulin is certified. In case of questions please contact us.

Art. No. / PU	<div style="display: flex; justify-content: space-around; text-align: center;"> <div style="writing-mode: vertical-rl; transform: rotate(180deg);">distance</div> <div style="writing-mode: vertical-rl; transform: rotate(180deg);">length</div> <div style="writing-mode: vertical-rl; transform: rotate(180deg);">thickness</div> <div style="writing-mode: vertical-rl; transform: rotate(180deg);">diameter</div> <div style="writing-mode: vertical-rl; transform: rotate(180deg);">width of roll</div> <div style="writing-mode: vertical-rl; transform: rotate(180deg);">vertical plate</div> </div>						A	L	s	D	Br	Bst			
31.3250.01 1 31.3250.01 50 certified	0	61	5	37	30	65	roller with 50 mm slot	zinc plated							
31.3228.01 1 31.3228.01 50	28	120	5	37	30	40	roller with stainless steel ball bearing	zinc plated							
31.3477.01 1 31.3477.01 50	28	77	3	35	29	45	roller for Edscha rail	zinc plated							
31.3475.01 1 31.3475.01 50	29	160	5	35	29	75	roller, double, for Edscha rail, cranked	zinc plated							

SIDE CURTAIN SYSTEMS

distance
length
thickness
diameter
width of roll
vertical plate

	Art. No. / PU	A	L	s	D	Br	Bst		
	31.3324.01 1 31.3324.01 50	28	120	4	30,5	25	35	roller with ball bearing	zinc plated
	31.3366.01 1 31.3366.01 50	28	63	4	30,5	24	66	roller, double with ball bearing	zinc plated
	31.3740.01 1 31.3740.01 50	28	120	4	37	27	35	roller for steel rail	zinc plated
	31.3750.01 1 31.3750.01 50 certified	0	62	5	37	27	65	roller with plain bearing with slot	zinc plated
	31.3140.01 1 31.3140.01 50	28	117	4	27	28	35	roller for small aluminium profiles	zinc plated

The articles indicated as 'certified' have been certified as single component or within a segment examination and can be used to manufacture a tarpaulin with load security (according to BKTex-guideline, DEKRA guideline DC9.5 EN 126421-2 VDI 2700). Please note that the use of these components does not inescapably mean that the tarpaulin is certified. In case of questions please contact us.



Art. No. / PU	A	L	s	D	Br	Bst			
31.3432.01 1 31.3432.01 50	102	5	32	20	50		roller Edscha SPR-4 with 50 mm slot	zinc plated	
31.3432.43 10			32				spare roller for Edscha roller SPR-2 and SPR-4	no picture	
31.3442.43 10	76						protection clip for SPR-2 and 31.3442.01	no picture	
31.3124.01 1 31.3124.01 50	28	117	4	24	23	35	roller with stainless steel ball bearing	zinc plated	
31.3233.45 1 31.3133.45 1	L			H			pelmet BR33P	grey	
31.3233.43 1 31.3133.43 1 31.3433.43 1	8,5 m 14 m 25 m	3,5 3,5 3,5	6,35 6,35 6,35	ca. 120 ca. 120 ca. 120				black	
								approximate indication of height H	
31.3204.45 1 31.3104.45 1	L			H			pelmet BR4P 25 mm wide	grey	
31.3204.43 1 31.3104.43 1	8,5 m 14 m	4 4	7 7	ca. 120 ca. 120				black	
								approximate indication of height H	
31.3206.45 1 31.3106.45 1	L			H			pelmet BR6P	grey	
31.3206.43 1 31.3106.43 1	8,5 m 14 m	3 3	6,25 6,25	ca. 120 ca. 120				black	
								approximate indication of height H	

SIDE CURTAIN SYSTEMS




distance
length
width
diameter
thickness

	Art. No. / PU	A	L	B	D	s		
	31.2428.20 10 31.2428.20 100 certified	28	45	20			back plate for buckles	stainless steel
	31.2828.20 10 31.2828.20 100 certified	28	45	20			back plate for rollers	stainless steel
	31.5003.01 500 31.5003.20 500 31.5004.20 500 31.5006.20 500 certified	clamping area					HUCK bolts	zinc plated
	31.5003.30 500 31.5004.30 500 31.5006.30 500	3,2 - 6,4 mm	6					stainl. steel
		3,2 - 6,4 mm	6				aluminium	
		4,8 - 7,9 mm	6					
		8,0 - 11,2 mm	6					
			3,2 - 6,4 mm	6				
		4,8 - 7,9 mm	6					
		8,0 - 11,2 mm	6					
	31.5108.30 500 31.5108.01 500 31.5108.20 500		10		6		HUCK collar	aluminium
			10		6			zinc plated
			10		6			stainl. steel
	31.2528.20 100 certified	28	45	20		1,5	back plate hole size 6,5 mm	stainless steel
	31.2928.20 100	28	45	20		1,5	back plate hole size 6,5 mm	stainless steel

Due to the different material properties, the material combination of rivet and material to be riveted must be taken into account with regards to corrosion behaviour




Art. No. / PU	L	D			
31.8030.30 1 31.8033.30 1	3,0 m 3,3 m	27	x	round profile type R incl. stainless steel adaptor with square 12 x 12 mm	aluminium
31.7832.30 1	60	27	x	adaptor lower part, square 12 x 12 mm	aluminium
31.5322.20 500 certified		s	D	washer convex	stainless steel
31.5322.01 500		1,5	22	washer convex	zinc plated
31.5422.01 500		1,5	22	washer flat	zinc plated
				D = 7,4 mm	
31.4225.51 150	150 m			anti-vandalism with pvc wire inlay 25 mm wide	transparent



Ø 27	Art. No. / PU						
		L	D				
	31.8030.30 1	3,0 m	27	x		round profile type R incl. forged aluminium adaptor with square 12x12 mm	aluminium
	31.8033.30 1	3,3 m	27	x			
	31.8130.30 1	3,0 m	27		x	round profile type R incl. forged aluminium adaptor with slot	aluminium
	31.8133.30 1	3,3 m	27		x		
	31.1227.30 1	2,7 m	27			round profile type R for tent keder 13 mm	aluminium
	31.1230.30 1	3,0 m	27				
	31.1233.30 1	3,3 m	27				
	31.0827.30 1	60	27			adaptor upper part, forged aluminium	aluminium
	31.0231.01 1	55	35			mounting bracket upper part	zinc plated
	31.0832.30 1	60	27	x		adaptor* lower part, with an inner square of 12 x 12 mm	aluminium pos. 1
	31.7832.30 1	60	27	x		adaptor* lower part, with an inner square of 12 x 12 mm	aluminium pos. 2
	31.7835.30 1	60	27		x	adaptor* lower part, with slot	aluminium pos. 3

* forged aluminium







Art. No. / PU	L	D			
31.0227.30 1	2,7 m	34		round profile type R	aluminium
31.0230.30 1	3,0 m	34			
31.0233.30 1	3,3 m	34			
					Ø 34
31.0426.11 1	55	34		adaptor upper part	brass
31.0436.11 1	120	34		adaptor upper part, long neck with a pin	brass
31.0240.01 1	55	40		mounting bracket upper part	zinc plated
31.0434.11 1	55	34	x	adaptor lower part, with an inner square of 12 x 12 mm	brass
31.0435.11 1	55	34	x	adaptor lower part, with slot	brass






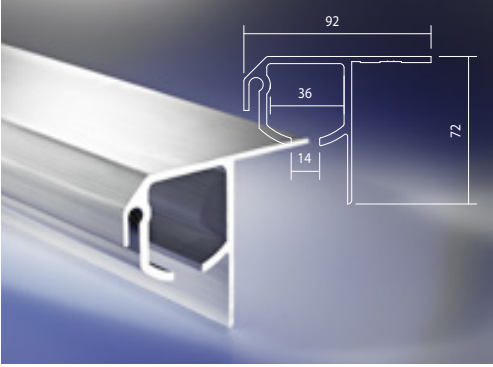
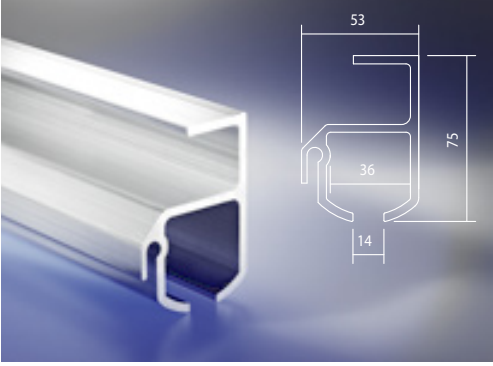
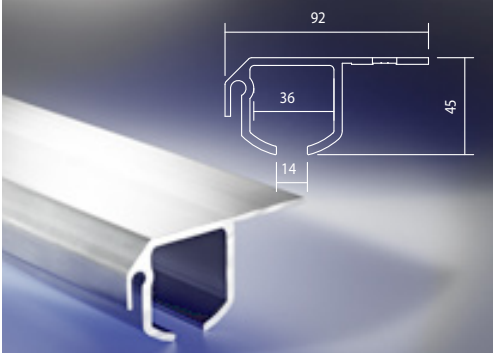





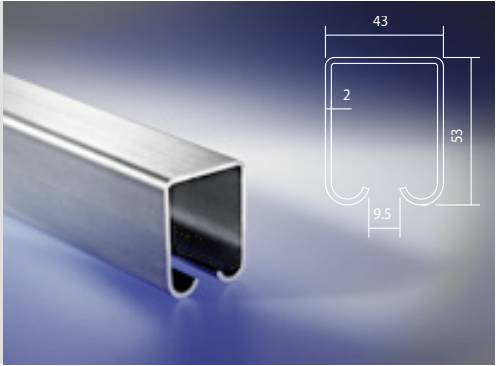
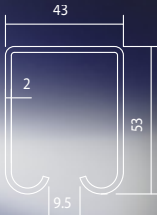
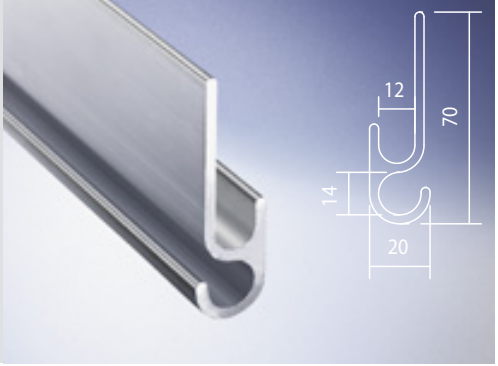


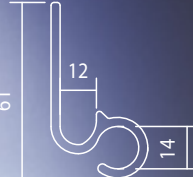


	Art. No. / PU	L	B	H			
	31.0180.01 1 31.0280.01 1	120 120	48 48	35 40	x x	ratchet type M 06	zinc plated instalation for both sides
	31.1112.01 1 31.1125.01 1	120 120	45 45	50 50	x x	ratchet type M50H	zinc plated instalation for both sides
	31.0112.01 1 31.0125.01 1	120 120	45 45	50 50	x x	ratchet type M50K	zinc plated incl. crank instalation for both sides
	31.5012.01 1	200				crank	zinc plated
	31.0190.01 1 31.0290.01 1	132 132	50 50	36 36	x x	ratchet type 90	zinc plated front left – rear right front right – rear left (picture)
	31.0170.01 1 31.0270.01 1	132 132	50 50	36 36	x x	ratchet type 70	zinc plated front left – rear right front right – rear left
	31.0145.01 1 31.0245.01 1	160 160	70 70	50 50	x x	ratchet type R45	zinc plated instalation depth 50 mm front left – rear right (picture) front right – rear left



Art. No. / PU	L	B	H				
31.0144.01 1 31.0244.01 1	160	70	40	x	ratchet type R44 installation depth 40 mm	zinc plated	
					front left – rear right front right – rear left		
					picture: front right – rear left		
31.1144.01 1 31.1244.01 1	160	70	40	x	ratchet type R44 installation depth 40 mm	zinc plated	
					front left – rear right front right – rear left		
					picture: front left – rear right		
31.4145.45 100 31.4145.43 100 31.4145.42 100	100 m	48	S 0,8		pvc webbing cut F = 1.300 kg	grey black white	
certified							
31.4045.45 100 31.4045.43 100 31.4045.42 100	100 m	48	S 1,0		pvc webbing woven F = 1.300 kg	grey black white	
certified							
31.4050.45 100 31.4050.43 100 31.4050.42 100	100 m	48	S 1,5		pvc webbing woven F = 2.400 kg	grey black white	
certified							



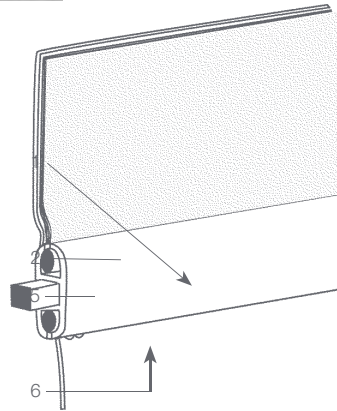
	Art. No. / PU	L	B	H	D		
	10.0610.30 1	20			10	fixing screw for side curtain rails	aluminium
	10.0612.30 1	20			12		
	10.1113.82 150	150 m			13	tent keder two flaps, Panama	white
	31.0128.30 1	3,5 m	28	78		protection profile with V-groove	aluminium
	31.2992.30 1	7 m	92	72		rail type A pelmet: BR33P, page 107	aluminium
	31.2975.30 1	7 m	53	75		rail type B BR33P, page 107	aluminium
	31.3192.30 1	7000	92	45		rail type C pelmet: BR33P, page 107	aluminium

Art. No. / PU							
	L	B	H	D			
31.2950.30 1	7500	11	52		rail type 50 aluminium pelmet: BR33P, page 107	 	
31.2840.01 1	7000	43	53		rail type 40 40 x 50 x 2 mm zinc plated	 	
31.0327.30 1 31.0330.30 1 31.0333.30 1	2700 3000 3300	70 70 70	20 20 20		rail type BE aluminium	 	
31.0727.30 1 31.0730.30 1 31.0733.30 1	2700 3000 3300	61 61 61	19 19 19		rail type DE aluminium	 	
31.0127.30 1 31.0130.30 1 31.0133.30 1	2700 3000 3300	61 61 61	19 19 19		rail type AE aluminium	 	



Set contains:



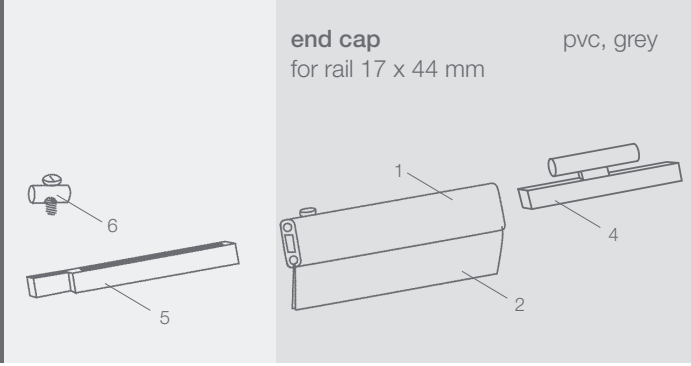

- 1 aluminium rail
- 2 keder
- 3 crank
- 4 connecting square
- 5 sliding square
- 6 fixing screw



32

ROLL UP SYSTEMS FOR TARPAULINS ROLLFIX

- perfect solution to roll-up large tarpaulins quickly and easily
- makes rooms to load and unload over the entire length
- saves time

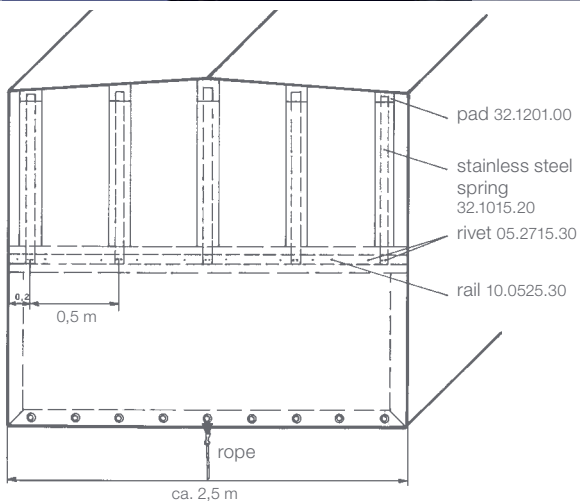
Art. No. / PU	Pos.	L (m)			
10.0525.30 1 10.0544.30 1	1	2,5 6,0 6,0	keder rail 17 x 44 mm for keder Rollfix	aluminium	
10.0115.82 15 10.0115.82 150	2	15 150	keder Rollfix D = 10 mm	Panama white	
32.1305.44 1			end cap for rail 17 x 44 mm	pvc, grey	
32.0613.01 1		1,3	crank, rigid transmission 7:1	zinc plated	
32.0624.01 1	3	2,4	crank, foldable transmission 7:1		
32.0627.01 1		2,7			
32.0631.01 1		3,1			
32.1324.01 1	3	2,4	crank, foldable transmission 10:1		
32.1327.01 1		2,7			
32.1331.01 1		3,1			
32.0220.01 1	4	0,2	connecting square		
32.0230.01 1	5	0,3	sliding square		
10.0610.30 1	6		fixing screw		
32.0807.01 1			replacement gear for crank 7:1		
32.0813.01 1			replacemet gear for crank 10:1		

The Rollfix cranks are not suitable for permanent attachment to the vehicle!





32

ROLL UP SYSTEM FOR TARPULINS



The roll-up system is a well-established system to open rear tarpaulins of trucks and trailers very quickly upwards by using springs.

Art. No. / PU	length		L	B				
	width							
32.1005.20 1 32.1006.20 1 32.1011.20 1 32.1015.20 1 32.1020.20 1 32.1023.20 1			500 600 1100 1500 2000 2300	40	spring	stainless steel		
32.1201.00 1			60	60	pad			
10.0525.30 1 10.0544.30 1	2,5 m 6 m			44	rail 17 x 44 mm	aluminium		
32.0220.01 1		200			connection square for rail 17 x 44	zinc plated no picture		
32.1305.44 1			44	17	end cap for rail	pvc, grey		
32.1113.01 1 32.1120.01 1			1300 2000	52	rail to attach the springs	zinc plated		
32.1108.00 1		200			handle for rail to attach the springs			
02.3330.01 100 02.3330.20 100			H 30 b 21 A 51 L 71 B 20		staple for usage with springs	zinc plated stainless steel		



32

ROLL UP CURTAIN cable guide



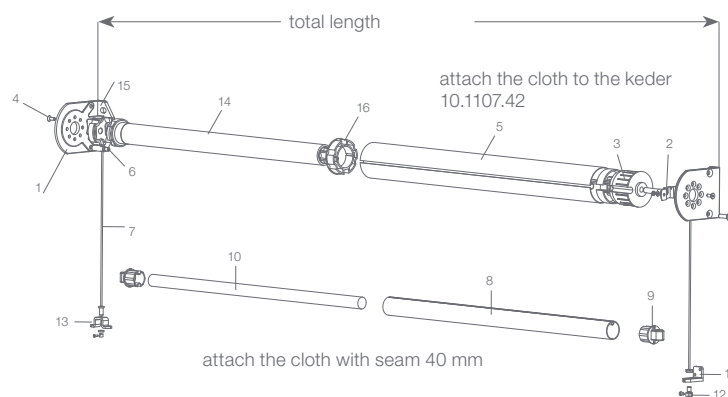
The consoles are suitable for wall, ceiling and niche mounting (1). Stainless steel cables ensure the guidance of the profile (2). Stainless steel cables are attached to the top of the mounting bracket (1) and at the bottom by means of clamping angle (3) fixed to the wall. The weighted profile (2) ensures a perfect roll up. Drive optionally with crank gear or remote control.

- blind, sun and wind protection
- with crank or remote control
- easy to assemble
- safe
- made to measure

Art. No. / PU	B width			
32.3020.42 1 32.3030.42 1 32.3040.42 1 32.3050.42 1	up to 2 m up to 3 m up to 4 m up to 5 m	Roll-up curtain set with crank	white	
32.3020.45 1 32.3030.45 1 32.3040.45 1 32.3050.45 1	up to 2 m up to 3 m up to 4 m up to 5 m		grey	
32.4020.42 1 32.4030.42 1 32.4040.42 1 32.4050.42 1	up to 2 m up to 3 m up to 4 m up to 5 m	Roll-up curtain set with motor and remote control	white	
32.4020.45 1 32.4030.45 1 32.4040.45 1 32.4050.45 1	up to 2 m up to 3 m up to 4 m up to 5 m		grey	
32.3000.00 1 32.3014.00 1 32.4042.02 1 32.0144.42 1 32.0143.42 1 32.0032.42 1		crank L = 3000 mm hook for crank staple for floor mounting remote control to fix on the wall hand transmitter remote control Skipper 7 plus 1 (for up to 7 curtains)		

Set contents

- 1 2 x consoles
- 2 1 x bearing incl. bolt, ring, screw
- 3 1 x drive spiggot
- 4 2 x screws
- 5 1 x tube d = 78 mm
Important: tube length = total width less 95 mm (with gear) or less 80 mm (with motor)
- 6 2 x wire holder
- 7 1 x stainless steel wire d = 3 mm, L = 12 m
- 8 1 x profile d = 40 mm
- 9 2 x end caps for tube d = 40 mm
- 10 weight
- 11 2 x angles for wall attachment
- 12 2 x wire tensioner
- 13 2 x staple for floor attachment
- 14 1 x motor 32Nm remote control
1 x hand transmitter remote control (1 channel)
- 15 1 x motor bearing for curtain
- 16 1 x drive spiggot for tube



We despatch full lengths profiles only.
The customer cuts the profiles to size himself




32

ROLL UP CURTAIN with guide rails

This roll up curtain is a perfect and versatile system for protection against sun and rain on balconies, verandas, carports and windows.

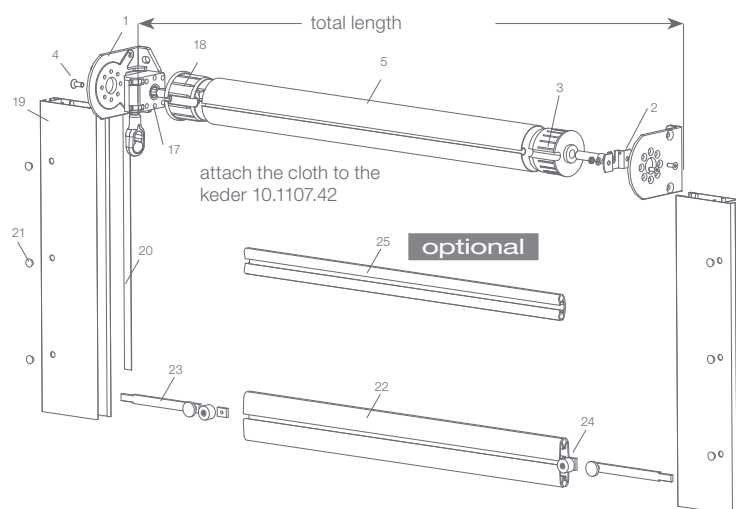
- room and space gain
- sun, wind and rain protection
- made-to-measure



Art. No. / PU	width			B	L	H			
	B	L	H						
32.5020.42 1	2 m		2,5 m				Roll-up curtain set with guide rail and crank	white	
32.5030.42 1	3 m								
32.5040.42 1	4 m								
32.5050.42 1	5 m								
32.5420.42 1	2 m		4 m				Roll-up curtain set with guide rail and remote control	white	
32.5430.42 1	3 m								
32.5440.42 1	4 m								
32.5450.42 1	5 m								
32.6020.42 1	2 m		2,5 m						
32.6030.42 1	3 m								
32.6040.42 1	4 m								
32.6050.42 1	5 m								
32.6420.42 1	2 m		4 m				Roll-up curtain set with guide rail and remote control	white	
32.6430.42 1	3 m								
32.6440.42 1	4 m								
32.6450.42 1	5 m								
32.3000.00 1		3,0 m							
32.3014.00 1							hook for crank		
32.0144.42 1							remote control to fix on the wall (wall attachment)		
32.0143.42 1							remote control Skipper 7 plus 1 (for up to 7 curtains)		
32.0032.42 1							wind guard		
32.8013.42 1		2,9 m					keder rail	white	
32.8012.42 1		4,9 m					pos. 25		
32.8006.42 1		6,0 m							

Set contents

- 1 2 x consoles
- 2 1 x bearing incl. bolt, ring, screw
- 3 1 x drive spigot
- 4 2 x screws
- 5 1 x tube d = 78 mm
Important: tube length = total width less 95 mm (with gear) or less 80 mm (with motor)
- 17 1 x gear 7:1, 1 x crank L = 1400 mm
- 18 1 x drive spigot for tube d = 78 mm
- 19 2 x rails L = total height less 110 mm
- 20 1 x seal L = 4 x length of rail
- 21 10 x buttons, white
- 22 1 x profile
- 23 2 x closure
- 24 2 x stop for closure
- 25 Keder rail



We despatch full lengths profiles only.
The customer cuts the profiles to size himself.

	Art. No. / PU	length B	traction daN		
	33.0110.00 1	25	1000	1 t ratchet with 5 m strap (hook 33.0825.00)	red
	33.0120.00 1	35	2000	2 t ratchet with 8 m strap (hook 33.0835.00)	orange
	33.0150.00 1	50	5000	5 t ratchet with 8 m strap (hook 33.0850.00)	red
	33.0225.00 1	25	1500	ratchet for 25 mm strap	zinc plated
	33.0235.00 1	35	2000	for 35 mm strap	
	33.0250.00 1	50	5000	for 50 mm strap	
	33.0525.00 100	25	2000	strap polyester 25 mm	orange
	33.0535.00 100	35	3000	polyester 35 mm	orange
	33.0550.00 100	50	7500	polyester 50 mm	red
	33.0825.00 1	25	1500	wire hook for 25 mm strap	zinc plated
	33.0835.00 1	35	3000	for 35 mm strap	
	33.0850.00 1	50	5000	for 50 mm strap	
	33.0950.00 1	50	5000	hook for 50 mm strap	zinc plated

Art. No. / PU	length	width	traction			
	L	B	daN			
33.0325.01 100	52	32		cam buckle for 25 mm strap	zinc plated	
33.0350.01 10 33.0335.01 25	73 59	66 50		cam buckle for 35 mm strap for 50 mm strap	zinc plated	
33.0425.43 100 33.0435.43 100 33.0450.43 100		25 35 50	870 3000 3000	strap, polyester 25 mm wide 35 mm 50 mm	black black black	
33.0625.00 1 33.0635.00 1 33.0650.00 1		25 35 50		cam buckle sewed to polyester strap, special lengths available on demand		
					minimum order quantity: 50 pcs	

1 daN $\hat{=}$ 1 kg

FRANZ MIEDERHOFF

REFLECTIVE MARKING TAPE

Marking Tape to ECE 48

- superior quality
- reasonable price

In Europe, reflective marking has been compulsory for all new commercial vehicles with a permissible total weight of 7.5 t and for trailers as of 3.5 t since 10.07.2011. The marking must be affixed in accordance with the ECE 48 guideline.

colours

- side: white or yellow
- rear: red or yellow

assembly on rear

- as of 2,10 m width complete widthmarking is compulsory

assembly on side

- as of 6,0 m lengths (incl. drawbar):
- at least part marking. In case of reflective advertising, complete marking is compulsory.

sizes and heights

- The marking must be affixed at the smallest possible distance from the edges.
- longitudinal direction and width: max. 600 mm from the edges
- from the top: max. distance 400 mm


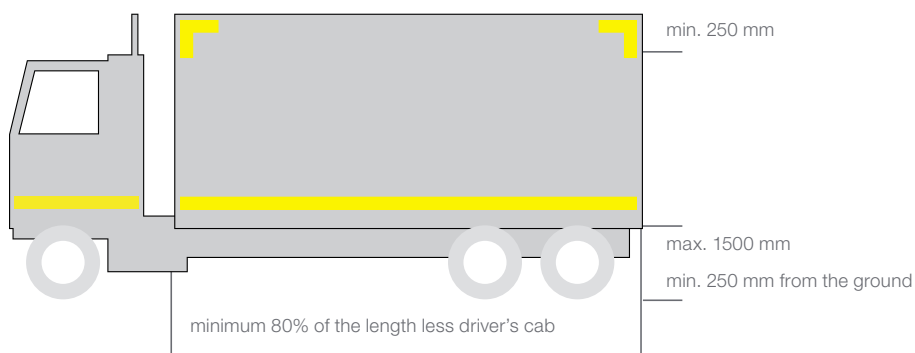


partly marked



reflective marking

Art. No. / PU	length	width			
	L (m)	B (mm)			
45.0350.42 1 45.0350.46 1 45.0350.47 1	50	50	reflective marking tape	white	
	50	50	self adhesive,	red	
	50	50	for complete marking	yellow	
45.0450.42 1 45.0450.46 1 45.0450.47 1	50	50	reflective marking tape	white	
	50	50	self adhesive,	red	
	50	50	for part marking	yellow	
45.0250.42 1 45.0250.46 1 45.0250.47 1	50	50	reflective marking tape	white	
	50	50	self adhesive,	red	
	50	50	for rigid surfaces	yellow	





50

HAND TOOLS






Our know-how from the eyelet production is a prerequisite for the production of our dies and hollow punches.

Art. No. / PU	<div style="display: flex; justify-content: space-around; width: 100%;"> diameter length x width </div>		Description	Image
	D	L x B		
50.0108.00 1 50.0110.00 1 50.0112.00 1 50.0114.00 1 50.0116.00 1 50.0118.00 1 50.0120.00 1 50.0125.00 1 50.0136.00 1 50.0140.00 1	8 10 12 14 16 18 20 25 36 40		dies, round	
50.0240.00 1	40		die to repair 40 mm round eyelets directly on the truck	
50.0303.00 1 50.0304.00 1 50.0305.00 1 50.0306.00 1 50.0307.00 1 50.0308.00 1 50.0309.00 1 50.0310.00 1	3 4 5 6 7 8 9 10		hollow punch, round	
50.0312.00 1 50.0314.00 1 50.0316.00 1 50.0318.00 1 50.0320.00 1 50.0325.00 1 50.0336.00 1 50.0340.00 1	12 14 16 18 20 25 36 40		hollow punch, round	
50.0517.00 1 50.0522.00 1 50.0527.00 1 50.0540.00 1 50.0542.00 1 50.0550.00 1 50.0560.00 1		17 x 11 22,5 x 13,5 27 x 7 40 x 10 42 x 22 50 x 15 60 x 21	dies, oval	

	Art. No. / PU	distance		diameter		length x width		
		A	D	L x B				
	50.0242.00 1			42 x 22				die to repair 42 x 22 oval eyelets directly on the truck
	50.0617.00 1 50.0622.00 1 50.0627.00 1 50.0640.00 1 50.0642.00 1 50.0650.00 1 50.0660.00 1			17 x 11 22,5 x 13,5 27 x 7 40 x 10 42 x 22 50 x 15 60 x 21				hollow punch, oval
	50.0827.00 1 50.0838.00 1			27 x 8 38 x 8				die, angular
	50.0927.00 1 50.0938.00 1			27 x 8 38 x 8				hollow punch, angular
	50.1520.00 1 50.1525.00 1 50.1530.00 1 50.1534.00 1 50.1551.00 1 50.1528.00 1	20 25 30,5 34 51 28	3 3 3 3 3 6					double punch

Art. No. / PU	distance		D		
	A				
50.1603.00 1 50.1604.00 1 50.1605.00 1 50.1606.00 1 50.1607.00 1			3 4 5 6 7	punch (spares)	
50.2300.00 1				punch for rivets to set in self piercing back plates perforate first, then rivet!	
50.2320.00 1 50.2334.00 1 50.2351.00 1	20 34 51			tool to set in self piercing back plates perforate first, then rivet!	
50.3810.00 1				hand press incl. tool to squeeze 8–10 mm cable end closures	
50.1006.00 1 50.1008.00 1			6 8	tool for cable end closures	


diameter

	Art. No. / PU	D	
	50.1001.00 1		spear for tool page 131
	50.1106.00 1 50.1108.00 1	6 8	holder for spear for tool page 131
	50.1206.00 1 50.1208.00 1	6 8	punch for tool page 131
	50.1306.00 1 50.1308.00 1	6 8	bottom part of tool for cable end closures for tool page 131
	50.2013.00 1 50.2005.00 1	13 5	punch to rivet



Art. No. / PU	L	B	s		
50.4001.00 1				punch for push buttons	
50.2204.00 1 50.2205.00 1	D			rivet puller for belt rivets for rivets	
50.2550.00 1 50.2560.00 1				hammer type 50, 1.000 g type 60, 1.500 g	
50.2650.51 1 50.2660.51 1				replacement head for hammer type 50 type 60	
50.2825.46 1 50.2845.46 1 50.2890.46 1	225 450 450	225 225 450	50 50 50	cutting block pvc	

Art. No. / PU

60.4105.00 10
60.4405.00 10drill D = 5,2 mm
HSS single edged
HSS double edged50.5002.00 1
50.5002.00 12Plastigum 77 pvc glue
200 ml tin with brush
resistant to softenerdry storage at +15 °C to 25°C
maximum shelf life 1 year

50.7075.00 1

wheel
for keder or cable


50.7077.00 1

dereeler
for 200 m coils
for 400 m coils
core hole diameter 75 mm



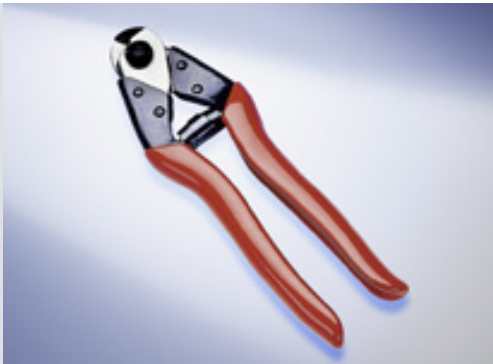
flat keder product group 12



50.7076.00 1

dereeler
for 500 m coils
core hole diameter 75 mm

flat keder product group 12


Art. No. / PU	length	thickness		
	L	s		
50.6015.00 1 50.6025.00 1	1500 2500	6 6	angle 1500 x 500 mm 2500 x 700 mm	
50.6125.00 1	2500	6	ruler 2500 x 80 mm	
50.3025.00 1 50.3125.00 1	250 250		scissors right hand left hand	
50.3420.00 1	200		scissors for TIR cable	
50.3760.00 1 50.3761.00 1	650		bolt cutter to cut HUCK collars (aluminium and stainless steel) replacement head spare jaws	



60

MACHINES +
MACHINE TOOLS

Our technicians manufacture the HYMI® in Sunderland and also carry out repairs and maintenances for the eyeletting machines and Leister welding machines.



HYMI®

Service and Repair

For repairs and technical questions:
Service Hotline: +49 2933 839-97



Michael Sommer

Josef Papenheim

your Miederhoff Service Team!

Art. No. / PU



60.5145.00 1 **HYMI® 88 eyeletting machine with laser**

working depth 80 mm
L = 600 mm
W = 400 mm
H = 480 mm

60.5146.01 1 **suspension**
to work directly on the truck



60.5165.00 1 **HYMI® 88/200 eyeletting machine with laser**

working depth 200 mm
L = 750 mm
W = 400 mm
H = 480 mm

HYMI® 88 + HYMI® 88/200

The extremely strong and reliable eyeletting machine. Proven for decades.

Our HYMI® eyeletting machines are used all over the world and support the craftsmen at their daily work. The HYMI® cuts the fabric and sets in the eyelets and washers in one stroke. The simple change of dies makes it possible to set in more than 40 Miederhoff accessories.

Art. No. / PU					
	L	B	H		
60.5011.00 1				<p>stepless height adjustment for HYMI® 88 (frame only, without machine)</p>	
60.5010.00 1	695	310	250	<p>chassis for HYMI® 88 and HYMI® 88/200</p>	
60.8001.00 1	16			<p>spring for HYMI® 88 and HYMI® 88/200</p>	
60.8043.00 1				<p>hydraulic oil 11 for HYMI® 88 and HYMI® 88/200</p>	
60.8006.00 1				<p>castor for HYMI® 88 and HYMI® 88/200</p>	

		di ameter	length x width	dis tance	
	Art. No. / PU	D	L x B	A	
	60.5510.00 1	10			HYMI® tool for round eyelets
	60.5512.00 1	12			
	60.5514.00 1	14			
	60.5516.00 1	16			
	60.5518.00 1	18			
	60.5520.00 1	20			
	60.5525.00 1	25			
	60.5540.00 1	40			
	60.5740.00 1	40			
		60.5817.00 1		17 x 11	
60.5822.00 1			22,5 x 13,5		
60.5842.00 1			42 x 22		
60.5940.00 1			40 x 10		for eyelets 01.0340.01, 01.0340.11 and 01.0340.12
	60.6434.00 1			34	HYMI® tool for turn buttons 03.1134.12 for turn buttons page 23
	60.6234.00 1			34	HYMI® tool for strap staples page 17
	60.6251.00 1			51	

distance

Art. No. / PU	A	HYMI® tool for pvc hooks page 29 for pvc slider page 70 for rollers pages 77 and 78	
60.6020.00 1	20	HYMI® tool for hooks 04.0320.01, page 29	
60.6320.00 1	20	HYMI® tool for ring holder 09.3020.01	
60.6120.00 1	20	HYMI® tool for keder hooks, page 33, ring holder and tent ring, page 59	



FULLY AUTOMATIC EYELETTING MACHINES

We offer pneumatic and electric eyeletting machines. They cut the fabric and set in the eyelet in one stroke. Eyelet and neck washer are set in with a simple and safe foot release.

Art. No. PU

<p>60.7010.00 1 60.7012.00 1 60.7016.00 1</p> <p>60.7510.00 1 60.7512.00 1 60.7516.00 1</p>		<p>pneumatic for 10 mm round eyelets for 12 mm round eyelets for 16 mm round eyelets</p> <p>tool 10 mm tool 12 mm tool 16 mm</p> <p>matching eyelets page 13</p>	
<p>60.7310.00 1 60.7312.00 1 60.7316.00 1</p> <p>60.7710.00 1 60.7712.00 1 60.7716.00 1</p>		<p>electric for 10 mm round eyelets for 12 mm round eyelets for 16 mm round eyelets</p> <p>tool 10 mm tool 12 mm tool 16 mm matching eyelets page 13</p>	
<p>60.7412.00 1</p> <p>60.7812.00 1</p>		<p>electric for 12 mm round eyelets type 22 page 13</p> <p>tool for 12 mm round eyelets type 22</p>	

diameter

	Art. No. / PU	D	
	60.0250.00 1		hand press for round eyelets 8 – 14 mm without tool, Operation from behind
	60.0150.00 1		hand press for round eyelets 8 – 14 mm, without tool, Operation from the front
	60.0208.00 1 60.0210.00 1 60.0212.00 1 60.0214.00 1	8 10 12 14	tools for hand press for round eyelets
	60.0308.00 1	8	tool for hand press for 8 mm clips
	60.0109.00 1	9	hand press for 9 mm self piercing eyelet without tool
	60.0209.00 1	9	self piercing eyelet 01.0109.12 / page 12

Art. No. / PU			
60.5230.00 1		HUCK installation tool to fix HUCK bolts and collars	
60.5206.00 1		HUCK nose assembly for original HUCK bolts and collars only	
60.0605.00 1		GESIPA ACCU Bird for 5 mm rivets power: 8,5 KN	
50.3606.00 1		jaws for ACCU Bird (1 set 3 parts)	
60.0607.00 1		GESIPA POWER Bird for MegaGrip rivets power: 13 KN	
50.3605.00 1		jaws for POWER Bird (1 set 3 parts)	
60.0649.00 1	Pos. 1	battery charger for Li-Ion charger (ACCU/POWER Bird)	
60.0612.00 1	Pos. 2	replacement battery 14,4V Li-Ion 1,3Ah for ACCU Bird	
60.0613.00 1	Pos. 2	replacement battery 14,4V Li-Ion 2,6Ah for POWER Bird	

LEISTER

Franz Miederhoff is a Leister sales and service partner.

For repairs and technical questions:
Service Hotline: +49 2933 839-97



Heinz-Georg Blome

Michael Sommer

Josef Papenheim

Your Miederhoff Service Team.

	Art. No. / PU	Power	
	60.1600.00 1	230V/1600W	Leister Triac ST
	60.1003.00 1		Leister carbons for Triac
	60.1615.00 1	230V/1550W	Leister heating element for Triac ST
	60.1941.00 1		Leister mica tube for Triac
	60.1900.00 1	230V/1600W	Leister Triac AT hand welder without nozzle, with digital display
	60.1003.00 1		Leister carbons for Triac
	60.1915.00 1	230V/1550 W	Leister heating element for Triac AT
	60.1941.00 1		Leister mica tube for Triac
	60.1620.00 1		Leister wide slot nozzle 20 mm for Triac
	60.1640.00 1		Leister wide slot nozzle 40 mm for Triac

Art. No. / PU	Power		
60.1621.00 1		Leister wide slot nozzle 20 mm for Triac	
60.1003.00 1 60.1315.00 1 60.1415.00 1 60.1941.00 1	230V/1550W 230V/1550W	Leister spare coils for Triac Leister heating element for Triac S Leister heating element for Triac PID Leister mica tube for Triac	
60.1700.00 1 60.1704.00 1	230V/460W 230V/435W	Leister Hot Jet S welder without nozzle, 20°C–600°C stepless adjustment, electronically protected heating element Leister heating element for Hot Jet S	
60.1720.00 1 60.1705.00 1		Leister wide slot nozzle 20 mm for Hot Jet S Leister round nozzle 5 mm for Hot Jet S	
50.4140.00 1 50.4340.00 1 50.4180.00 1 50.4400.00 1 50.4240.00 1	Pos. 1 Pos. 2	Leister pressure roller 40 mm single-arm silicone ring for 50.4340.00 Leister pressure roller 80 mm double-arm Leister customs seal pressure roller 7 mm Leister pressure roller brass, for edges	

	Art. No. / PU	Power	
	60.4320.00 1 60.4340.00 1	230V/3680W	Leister Variant T1 over lap 20 mm over lap 40 mm
	60.4344.00 1	230V/4400W	Leister heating element
	60.4420.00 1 60.4440.00 1	400V/5700W	Leister Variant T1 over lap 20 mm over lap 40 mm
	60.4455.00 1	400V/5500W	Leister heating element Variant T1
	60.4820.00 1 60.4840.00 1		overlapp nozzle 20 mm 40 mm
	60.4350.00 1 60.4325.00 1	230V/3680W	Leister Variant T1 webbing 50 mm webbing 25 mm
	60.4344.00 1	230V/4400W	Leister heating element Variant T1
	60.4450.00 1 60.4425.00 1	400V/5700W	Leister variant T1 webbing 50 mm webbing 25 mm
	60.4455.00 1	400V/5500W	Leister heating element Variant T1
	60.4550.00 1 60.4525.00 1		modification sets over lap to 50 mm webbing over lap to 25 mm webbing
	60.4825.00 1 60.4850.00 1		nozzle 25 mm 50 mm
	60.4920.00 1 60.4930.00 1		Leister Uniplan E over lap nozzle 20 mm
	60.2821.00 1	230V/1550W	over lap nozzle 30 mm Leister heating element for Triac PID heating element for Uniplan E

Art. No. / PU	Power		
60.2920.00 1 60.2930.00 1	230V/3450W	Leister Uniplan 300 over lap 20 mm over lap 30 mm	
60.3033.00 1	230V/3300W	Leister Heizelement Uniplan 300 / 500	
60.5020.00 1 60.5030.00 1		Leister nozzle for over lap 20 mm 30 mm	
60.3020.00 1 60.3030.00 1	230V/3450W	Leister Uniplan 500 over lap 20 mm over lap 30 mm	
60.3033.00 1	230V/3300W	Leister Heizelement Uniplan 300 / 500	
60.5020.00 1 60.5030.00 1		Leister nozzle for over lap 20 mm 30 mm	
60.2620.00 1 60.2640.00 1		Leister Unimat V over lap nozzle 20 mm over lap nozzle 40 mm	
60.2336.00 1	230V/1800+1800W	Leister Unimat V heating element	



BLACK RANGE

BLACK – the product range for your special requirements. We produce a wide range of our accessories in high-quality black paint.

Art. No. / PU	\varnothing inner	\varnothing outer	height			
	d	D	H			
01.0108.14 1000 01.0110.14 1000* 01.0112.14 1000* 01.0116.14 500 01.0116.14 2000 01.0120.14 500 01.0140.14 100	8,0 10,0 12,0 16,0 20,0 40,0	16,0 20,0 24,0 30,0 36,0 62,0	5,8 6,0 7,8 8,8 9,4 12,0	round eyelets	brass, black	
01.1110.14 1000 01.1112.14 1000 01.1116.14 2000	10,0 12,0 16,0	20,0 24,0 30,0	6,0 7,8 8,8	round eyelets with flat washer for automatic eyeletting	brass, black	
01.0217.14 100	L x B 17 x 11	H 8,0		oval eyelets	brass, black	
01.0222.14 100	L x B 22,5 x 13,5	H 9,0		oval eyelets	brass, black	
01.0242.14 100	L x B 42 x 22	H 13,0		oval eyelets	brass, black	

* is supplied with neck washer

machines, page 143






	Art. No. / PU	d	D	L x B	H			
	01.0427.14 500			27x 8	10,7	rectangular eyelets	brass, black	
	02.2216.05 100	H	b	A	L	B	strap staple for eyelets 38 x 8 and 40 x 10 mm can be fixed with HYMI®	black
	02.0130.05 100	H	b	A	L	B	round staple for eyelets 40 and 42 x 22 mm	black
	02.0737.05 100	H	b	A	L	B	rocking staple for eyelets 40 and 42 x 22 mm customs approved	brass, black
	03.1008.14 100 03.1011.14 100	H	A	L	B		turn button for oval eyelet 17 x 11 mm	brass, black

Art. No. / PU	<div style="display: flex; justify-content: space-around; text-align: center;"> <div style="transform: rotate(-45deg); font-size: small;">height</div> <div style="transform: rotate(-45deg); font-size: small;">distance</div> <div style="transform: rotate(-45deg); font-size: small;">length</div> <div style="transform: rotate(-45deg); font-size: small;">inner width</div> </div>				Description	Material	Image
	H	A	L	B			
03.1134.14 100	11	34	46	14	turn button for oval eyelet 22,5 x 13,5 mm	brass, black	
03.0551.43 50 03.0551.43 500	13	51	67	34	turnable staple	pvc, black	
03.2001.43 100	H 11		D 23		MINAX Fastener hole = 14 mm for matching punch see product group 50, page 129	pvc, black	
03.2002.43 100	20		23		MINAX bottom part hole = 14 mm for matching punch see product group 50, page 129	pvc, black	
03.4001.14 100 50.4001.00 1			D 14		set press buttons to connect fabric to fabric tool for press buttons hole = 5 mm	brass, black	

		Art. No. / PU	distance A	length L	width B		
		04.0120.43 100 04.0120.43 1000	20	63	20	flat hook	PVC, black
		04.0320.05 100	20	53	13	flat hook 13 x 3 mm	zinc plated, black
		04.0250.43 100		50	20	hook for shock cord 6-10 mm	polyamide black
		04.5220.05 100		34	20	wire hook	zinc plated, black
		04.6242.05 100 04.6257.05 100	L 45 60	D 15 18	s 4,2 5,7	S-hooks	zinc plated, black

Art. No. / PU	length	width	diameter			
	L	B	D			
04.5506.00 100 04.5508.00 100 04.5510.00 100	64 78 79	18 21 22	6 8 10	spin hooks	zinc plated, black, polyamide covered	
04.5606.43 100 04.5608.43 100	47 72	10 12	6 8	snap hook for shock cord	polyamide black	
04.5732.43 100 04.5732.43 500	H 14		24	round button for shock cord 6 + 8 mm can be fixed on both sides	polyamide black	
04.5726.43 100 04.5726.43 500	13		25	round button for shock cord 6 + 8 mm	polyamide black	
04.5730.43 100 04.5730.43 500	13		30	round button for shock cord 6 + 8 mm	polyamide black	

			distance	length	width	diameter		
	Art. No. / PU	A	L	B	D			
	05.0520.43 500 05.0534.43 500	20 34	36 50	20 16			back plates	pvc, black
	05.0501.43 1000				18		back plates	pvc, black
	05.0620.43 500	20	40	20			back plates made from polyamide thickness 2,0 mm diameter hole: 4 mm	pvc, black
	05.1112.14 1000	A 12	d 3,5	D 13			tubular rivet	brass, black
	06.1008.43 1		L 100 m		D 8		pvc cable	pvc, black






Art. No. / PU	length	diameter			
	L	D			
06.0108.05 100	70	8	cable end closure without snap hook	zinc plated, black	
06.0208.05 100	120	8	cable end closure with snap hook	zinc plated, black	
			hand press 50.3810.00 page 131		
06.2004.70 1	200 m	4	shock cord multifill, polyethylene UV-resistant	black	
06.2005.70 1	200 m	5		black	
06.2006.70 1	100 m	6		black	
06.2008.70 1	100 m	8		black	
06.2010.70 1	100 m	10		black	
06.3020.70 50 06.3025.70 50 06.3035.70 50	200 250 350	4 4 4	loop 4 mm shock cord with pvc hook	black	

		Art. No. / PU	distance A	length L	width B		
		07.0125.43 100	20	250	20	pvc straps with roller buckle	pvc, black
		07.0135.43 100	20	350	20		
		07.0160.43 100	20	600	20		
		07.8024.43 100	20	240	20	pvc straps with roller buckle	pvc, black
		07.5060.43 100		S 1,2	60 x 60	pvc punched edges no picture	pvc, black
		07.0520.43 100	20	85	20	pvc straps with roller buckle and pad	pvc, black
		07.0819.43 100	20	190	20	pvc straps	pvc, black
		07.0825.43 100	20	250	20		
		07.0840.43 100	20	400	20		
		05.0520.43 500	20	40	20	back plates from strap material	pvc, black
		07.2030.43 100	20	300	20	pvc roll-up straps	pvc, black
		07.2040.43 100	20	400	20		






Art. No. / PU	<div style="display: flex; justify-content: space-around; text-align: center;"> <div style="transform: rotate(-45deg); font-size: small;">distance</div> <div style="transform: rotate(-45deg); font-size: small;">length</div> <div style="transform: rotate(-45deg); font-size: small;">width</div> </div>			A	L	B			
	A	L	B						
07.2420.43 100	20	100	20				roll-up straps with pad	pvc, black	
07.2220.43 100	20	82	20				straps with D-ring	pvc, black	
07.3127.43 100	L	B	A x B				straps for oval eyelet	pvc, black	
	180	25	42 x 22				42 x 22 mm		
07.3015.43 100	115	15	27 x 8				VW straps for oval eyelet	pvc, black	
							27 x 8 mm		
07.4220.43 50		L	B				strap material	pvc, black	
		50 m	20				s = 2 mm		
07.6020.05 100			20				roller buckle	zinc plated, black	
07.6520.05 100			20				loop	zinc plated, black	


	Art. No. / PU	length	width	diameter		
		L	B	D		
	08.0320.70 100	200		8	rubber tensioner (Ethylene Propylene Diene Monomer)	EPDM black
	08.0325.70 100	250		8		
	08.0340.70 100	400		8		
	08.0420.70 100	200		8	rubber tensioner with S-hook 04.6242.01	EPDM black
	08.0425.70 100	250		8		
	08.0440.70 100	400		8		
	08.0528.70 100	280	50	8	rubber tensioner natural rubber, adjustable	black
	08.0618.70 50	180	40	10	rubber tensioner natural rubber	black
	08.0625.70 100	250	40	10		
	08.0901.70 10	10 m	32	10	rubber tensioner continous chain natural rubber	black

under pressure, high temperature and in connection with chemicals (so called 'softener' in pvc) the shown Indian rubber products may leave stubborn stains which cannot be removed

Art. No. / PU	<div style="display: flex; justify-content: space-around; align-items: center;"> <div style="text-align: center; width: 30px;"><i>thickness</i></div> <div style="text-align: center; width: 30px;"><i>width</i></div> <div style="text-align: center; width: 30px;"><i>Ø inner</i></div> </div>			s	B	d			
	L	D	Fa						
09.1125.05 100 09.1130.05 100 09.1350.05 100							round ring	zinc plated, black	
09.2122.05 100 09.2330.05 100 09.2550.05 100							D-ring	zinc plated, black	
10.0107.43 100 10.0108.43 100	L	D	Fa	x			tent keder	black	
10.1107.43 100 10.1108.43 100	L	D	Fa	x			tent keder	black	
10.2107.43 100 10.2108.43 100	L	D	Fa	x			tent keder	black	



	Art. No. / PU	L	D	Fa	x		
	10.1113.92 150	150 m	13	42	12	tent keder 2.200 dtex, two flaps	black
	10.0111.96 150	150 m	11	50	10	tent keder	Panama
	10.0113.96 150	150 m	13	50	10	double coated, single flap	black
	10.1111.96 150	150 m	11	40	10	double flap	
	10.1113.96 150	150 m	13	40	10		
	10.4060.43 100	L 110	D 6	B 60		toggle for sewing only	pvc, black
	10.4001.43 100	110	6			loop for sewing only	black
	10.4160.43 100			60		toggle for self-assembly	pvc, black
	10.4218.43 100	180	5,3			cord	black
	10.6125.43 50	L 50 m	s 3	B 25		coarse coating	black
	10.6150.43 50	50 m	3	50			black
	10.6425.43 50	50 m	3	25		warp splint for sewing	black
	10.6450.43 50	50 m	3	50			black

Art. No. / PU	length	thickness	width				
	L	s	B				
10.5825.43 25 10.5850.43 25	25 m 25 m	3 3	25 50	coarse coating for sewing	black black		
10.5625.43 25 10.5650.43 25	25 m 25 m	3 3	25 50		warp splint for sewing		black black
10.6325.43 1 10.6350.43 1	1,3 m 1,3 m	0,6 0,6	25 50	warp splint stiff	black		
10.5725.43 25 NEW	25 m	5	25	hook tape self adhesive	black		
31.4145.43 100 certified	100 m	0,8	48	pvc-webbing cut F = 1.300 kg	black		
31.4045.43 100 certified	100 m	1,0	48	pvc-webbing woven F = 1.300 kg	black		
31.4050.43 100 certified	100 m	1,0	48	pvc-webbing woven F = 2.400 kg	black		

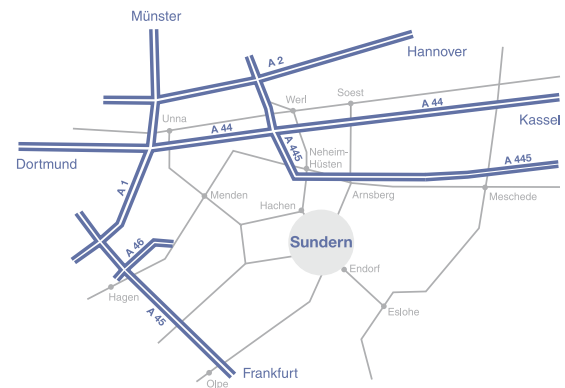
Our General Terms and Conditions of Business and Delivery (GTCs) shall be exclusively applicable; you can read them on the internet at www.miederhoff.de and print them out from there. On request, we will send you the GTCs in writing.

We reserve the right to alter the stated technical specifications at any time. No liability is assumed for article names, photos and drawings. Details, illustrations, drawings, statements of dimensions and weights, and all other data merely serve to describe our products and are non-binding average figures.

They do not form part of the agreement and do not constitute a statement of condition or a guaranteed property.

© COPYRIGHT – reproduction of this catalogue or even extracts shall require approval.

Franz Miederhoff oHG · Sundern · Arnsberg Local Court Commercial Register HRA 1410



Please ask us for detailed driving directions!

You are welcome to visit us!



Franz Miederhoff oHG
Röhre 50 · 59846 Sundern
T 0049-2933 839-0
contact@miederhoff.de

www.miederhoff.de



Stand: 01/2020